



# Waste Need Assessment 2019

Annex



**Herefordshire Minerals and Waste Local Plan**

**March 2020**  
HENDECA LTD

## **Annex**

**Annex A** Permitted waste facilities, Herefordshire, 2018

**Annex B** Origin of waste at permitted facilities in Herefordshire, 2018, by WPA or Region

**Annex C** European List of Wastes (LoW)

**Annex D** Wastes accepted at permitted facilities by LoW Chapter heading, Herefordshire, 2015 to 2018

**Annex E** Exemption descriptions

**Annex F** Not on a Farm Exemptions

**Annex G** Assumptions for non-farm exempt activities

**Annex H** Tonnage discounted to prevent double counting for years 2013 to 2018

**Annex I** Breakdown of generic hazardous waste management methods by LoW Chapter heading, Herefordshire, 2015 to 2018

**Annex J** Figure 3.3, Figure 3.4 and Figure 3.5



## Annex A

Permitted waste facilities,  
Herefordshire, 2018



**Herefordshire Minerals and Waste Local Plan**

**March 2020**  
HENDECA LTD



## Permitted Waste Facilities, Herefordshire, 2018

Permit	Operator	Site Name	Site Category	Site Type	Permit Site Type	Annual Capacity	2018 Input (tonnes)
DP3395FN	Eastside 2000 Limited	Eastside Recycling Facility	Transfer	Haz Waste Transfer	A9: Haz Waste Transfer Station	75,000	43,593
TP3595FH	Lively Joseph Henry	Quickskip (Hereford) Transfer Station	Transfer	Non-Haz Waste Transfer	A11: Household, Commercial & Industrial Waste Transfer Station	75,000	35,114
ZP3995FP	M S & E M Patrick Ltd	Marlbrook Farm	Transfer	Non-Haz Waste Transfer	A11: Household, Commercial & Industrial Waste Transfer Station	24,999	12,246
FP3895FS	Mercia Waste Management Ltd	Leominster HWS & WTS	Transfer	Non-Haz Waste Transfer	A11: Household, Commercial & Industrial Waste Transfer Station	39,050	17,939
				CA Site	A13: Household Waste Amenity Site		6,211
XP3095FM	Mercia Waste Management Ltd	Rotherwas HWS, WTS & MRF	Transfer	Non-Haz Waste Transfer	A11: Household, Commercial & Industrial Waste Transfer Station	70,500	43,972
				CA Site	A13: Household Waste Amenity Site		12,467
XP3995FJ	Mercia Waste Management Ltd	Bromyard HWS	Transfer	CA Site	A13: Household Waste Amenity Site	4,999	1,992
SP3698CN	Mercia Waste Management Ltd	Ledbury HWS	Transfer	CA Site	A13: Household Waste Amenity Site	4,350	2,423
XP3695FV	Mercia Waste Management Ltd	Ross on Wye HWS	Transfer	CA Site	A13: Household Waste Amenity Site	25,000	4,451
BB3706MV	Hereford Crushing and Demolition Limited	H C D Limited	Treatment	Material Recycling Facility	A15: Material Recycling Treatment Facility	70,000	5,152
BB3502TF	Balfour Beatty Living Places Ltd	Land Adjacent to Unit 3	Treatment	Physical Treatment	A16: Physical Treatment Facility	5,000	3,097
AB3609FC	Hereford Quarries Limited	Lugg Bridge Quarry	Treatment	Physical Treatment	A16: Physical Treatment Facility	250,000	100,355
VP3494VP	Kingspan Insulation Ltd	Kingspan Insulation Ltd	Treatment	Physical Treatment	A16: Physical Treatment Facility	5,000	175
DB3308GK	Quickskip Hereford Ltd	Quickskip Hereford Limited	Treatment	Physical Treatment	A16: Physical Treatment Facility	74,999	9,186
AB3604XD	Avalon Metals Limited	Eastside Recycling Facility	MRS	Car Breaker	A19: Metal Recycling Site (Vehicle Dismantler)	73,500	42,731

Permit	Operator	Site Name	Site Category	Site Type	Permit Site Type	Annual Capacity	2018 Input (tonnes)
BB3008MX	P & T Moore Limited	P & T Moore Vehicle Dismantlers	MRS	Car Breaker	A19: Metal Recycling Site (Vehicle Dismantler)	4,999	1,835
AP3695FW	U K Bus Dismantlers Ltd	Streamhall Garage	MRS	Car Breaker	A19: Metal Recycling Site (Vehicle Dismantler)	24,999	311
EB3002KR	Avalon Metals Limited	Former EMR Facility	MRS	Metal Recycling	A20: Metal Recycling Site (mixed MRS's)	75,000	3,443
PP3195FJ	Evans R	Cobhall Cottage	MRS	Metal Recycling	A20: Metal Recycling Site (mixed MRS's)	2,568	259
NP3299VJ	Mayglothing Waste Ltd	Yaidon Farm	Treatment	Biological Treatment	A23: Biological Treatment Facility	49,999	23,888
BB3633DS	Mr Nigel Green & Mrs Sally Green	Much Fawley Farm	Treatment	Biological Treatment	A23: Biological Treatment Facility	15,999	11,650
GB3235RW	S T L Energy Ltd	S T L Energy Ltd	Treatment	Biological Treatment	A23: Biological Treatment Facility	34,000	2,724
GB3503KT	Welsh Water Organic Waste Limited	Hereford Liquid Waste Treatment Centre	Treatment	Biological Treatment	A23: Biological Treatment Facility	234,000	10,275
FP3499VA	Severn Waste Services Ltd	Kington Household Recycling Centre	Transfer	CA Site	S0813: Non-hazardous & hazardous Household Waste Site	74,999	1,424
BB3201MD	Assured Energy LLP	Two Hoots Farm AD Plant	Treatment	Anaerobic Digestion	S1210: On-farm AD (farm wastes only)	28,314	237
CB3003GE	Bowley Storage and Marketing Limited	Bowley Court	Treatment	Anaerobic Digestion	S1210: On-farm AD (farm wastes only)	100,000	7,420
BB3609HE	David and Helen Morgan	Penllan AD	Treatment	Anaerobic Digestion	S1210: On-farm AD (farm wastes only)	36,500	3,714
CB3004LJ	Herefordshire Biogas Limited	Herefordshire Biogas	Treatment	Anaerobic Digestion	S1210: On-farm AD (farm wastes only)	36,500	12,708
BB3703KK	M & M Power Limited	The Biogas Facility	Treatment	Anaerobic Digestion	S1210: On-farm AD (farm wastes only)	28,600	12,985
AB3808MY	M F G Generation Limited	The Farm Biogas Facility	Treatment	Anaerobic Digestion	S1210: On-farm anaerobic digestion using farm wastes only	28,600	808
BB3908MP	Mr David Pursey, Mrs Elizabeth Pursey & Mr Roger Pursey	Trevase Farm AD	Treatment	Anaerobic Digestion	S1210: On-farm AD (farm wastes only)	36,500	1,463
AB3402XC	P T Baker Farms Limited	Eardisley Park Farm Facility	Treatment	Anaerobic Digestion	S1210: On-farm AD (farm wastes only)	36,499	1,672
CB3107FP	R Edwards & Co (Staunton) Limited	R Edwards & Co (Staunton) Limited	Treatment	Anaerobic Digestion	S1210: On-farm AD (farm wastes only)	36,500	589

Permit	Operator	Site Name	Site Category	Site Type	Permit Site Type	Annual Capacity	2018 Input (tonnes)
CB3303CW	Shed Field Growers Limited	The Leen Digester	Treatment	Anaerobic Digestion	S1210: On-farm AD (farm wastes only)	36,500	22,597
FB3436RJ	Mr P Mann, Mr M Mann & Ms J Mann	Heath Farm	Treatment	Anaerobic Digestion	SR2010 No16: On-farm anaerobic digestion <75,000 tpy	74,999	2,101
MRS: Metal Recycling Site		AD: Anaerobic Digestion	WTS: Waste Transfer Station		HWS: Household Waste Site		







## Annex B

Origin of waste at permitted facilities  
in Herefordshire, 2018, by WPA or  
Region



**Herefordshire Minerals and Waste Local Plan**

**March 2020**  
HENDECA LTD



## Origin of Waste at Permitted Waste Facilities in Herefordshire, 2018, by WPA or Region

Operator	Site Name	Facility Type	Herefordshire	Powys	Shropshire	Monmouthshire	Newport	Gloucestershire	Worcestershire	Vale of Glamorgan	Blaenau Gwent	Other (less than 500000)	Grand Total
Eastside 2000 Limited	Eastside Recycling Facility	Haz Waste Transfer	38,210	196	132	2,080	28	675	226	540	938	566	43,593
Lively Joseph Henry	Quickskip (Hereford) Transfer Station	Non-Haz Waste Transfer	35,114									-	35,114
M S & E M Patrick Ltd	Marlbrook Farm	Non-Haz Waste Transfer	9,699	194	1,240	27		743	342			-	12,246
Mercia Waste Management Ltd	Leominster HWS & Transfer Station	Non-Haz WTS and CA Site	23,280						871			-	24,151
Mercia Waste Management Ltd	Rotherwas HWS, Transfer Station & MRF	Non-Haz WTS and CA Site	56,439									-	56,439
Mercia Waste Management Ltd	Bromyard HWS	CA Site	1,992									-	1,992
Mercia Waste Management Ltd	Ledbury HWS	CA Site	2,423									-	2,423
Mercia Waste Management Ltd	Ross on Wye Household Waste Site	CA Site	4,451									-	4,451
Severn Waste Services Ltd	Kington Household Recycling Centre	CA Site	1,424									-	1,424
Hereford Crushing and Demolition Limited	H C D Limited	Material Recycling Facility	5,152									-	5,152
Balfour Beatty Living Places Ltd	Land Adjacent to Unit 3	Physical Treatment	3,097									-	3,097
Hereford Quarries Ltd	Lugg Bridge Quarry	Physical Treatment	97,122	309	1,545	259		413	250	14	387	57	100,355
Kingspan Insulation Ltd	Kingspan Insulation Ltd	Physical Treatment	175									-	175
Quickskip Hereford Ltd	Quickskip Hereford Limited	Physical Treatment	9,186									-	9,186
Avalon Metals Limited	Eastside Recycling Facility	Car Breaker	26,295	1,832	233	3,422	4,089	861		1,754	92	4,153	42,731
P & T Moore Limited	P & T Moore Vehicle Dismantlers	Car Breaker	546	391	431				455			13	1,835
U K Bus Dismantlers Ltd	Streamhall Garage	Car Breaker	112					110	40			49	311
Avalon Metals Limited	Former EMR Facility	Metal Recycling	2,872	272	20	10	1	48		15	51	154	3,443
Evans R	Cobhall Cottage	Metal Recycling	5	8	35	5		206				-	259

Mayglothing Waste Ltd	Yaidon Farm	Biological Treatment	14,358	4,786	1,807	582	665	202	927			561	23,888
Mr Nigel Green & Mrs Sally Green	Much Fawley Farm	Biological Treatment	11,650									-	11,650
S T L Energy Ltd	S T L Energy Ltd	Biological Treatment	2,724									-	2,724
Welsh Water Organic Waste Limited	Hereford Liquid Waste Treatment Centre	Biological Treatment	6,690	3,184		327						74	10,275
Assured Energy LLP	Two Hoots Farm AD Plant	Anaerobic Digestion	237									-	237
Bowley Storage and Marketing Limited	Bowley Court	Anaerobic Digestion	7,420									-	7,420
David And Helen Morgan	Penllan AD	Anaerobic Digestion	3,714									-	3,714
Herefordshire Biogas Limited	Herefordshire Biogas	Anaerobic Digestion	12,708									-	12,708
M & M Power Limited	The Biogas Facility	Anaerobic Digestion	12,985									-	12,985
M F G Generation Limited	The Farm Biogas Facility	Anaerobic Digestion	808									-	808
Mr D, Mrs E & Mr R Pursey	Trevase Farm AD	Anaerobic Digestion	1,463									-	1,463
P T Baker Farms Limited	Eardisley Park Farm Facility	Anaerobic Digestion	1,672									-	1,672
R Edwards & Co (Staunton) Limited	R Edwards & Co (Staunton) Limited	Anaerobic Digestion	589									-	589
Shed Field Growers Ltd	The Leen Digester	Anaerobic Digestion	22,597									-	22,597
Mr P Mann, Mr M Mann & Ms J Mann	Heath Farm	Anaerobic Digestion			2,101							-	2,101
		<b>Total</b>	417,211	11,171	7,544	6,713	4,783	3,258	3,111	2,323	1,468	5,627	463,209



## Annex C

European List of Wastes (LoW)



**Herefordshire Minerals and Waste Local Plan**

**March 2020**  
HENDECA LTD



## European List of Waste (LoW)

The LoW is meant to provide a common terminology throughout the EU with the purpose to improve the efficiency of waste management activities. It is divided into 20 chapters, some based on the type of industry, process or activity that produced the waste and others based on the type of waste. In the LoW, wastes are classified according to three levels, each representing a different level of detail, as follows:

- Chapters, which are given a two digit code (numbered 01 to 20);
- Sub-chapters, which divide each chapter into sub-chapters, with each sub-chapter given another two digit number (creating a four digit number with the chapter number);
- Within each sub-chapter there are the classification codes for individual wastes. These are given an additional two digit number, to create a six digit number with the chapter and subchapter numbers. This is known as the LoW code or EWC code.

In addition, for hazardous wastes the six-digit codes in the LoW have an asterisk (\*) next to them.

There are a series of rules for identifying wastes in the LoW and determining whether a waste is covered by a hazardous waste entry. The key element of the rules is the order in which the different chapters of the EWC should be considered to find an appropriate code. This order is:

- Identification by Waste Source: using chapters 01 to 12 and 17 to 20 first. Six-digit codes ending 99 should not be used at this stage and separately collected packaging should be classified under 15 01 and not 20 01.
- Identification by Waste Type: If no appropriate waste code can be found in Chapters 01 to 12 and 17 to 20, then chapters 13, 14, and 15 should be considered next to identify the type of waste.
- Waste not otherwise specified: If a suitable waste code cannot be found in Chapters 13 to 15, Chapter 16 should be used to codify the waste.
- Waste not otherwise specified in the chapter: Only if no suitable six-digit code can be found in Chapter 16 should the most appropriate six digit code ending '99' in Chapters 01 to 12 and 17 to 20 be used.

## List of Waste chapters

Chapter	Chapter Description
01	Wastes resulting from exploration, mining, quarrying, and physical and chemical treatment of minerals
02	Wastes from agriculture, horticulture, aquaculture, forestry, hunting and fishing, food preparation and processing
03	Wastes from wood processing and the production of panels and furniture, pulp, paper and cardboard
04	Wastes from the leather, fur and textile industries
05	wastes from petroleum refining, natural gas purification and pyrolytic treatment of coal
06	Wastes from inorganic chemical processes
07	Wastes from organic chemical processes
08	Wastes from the manufacture, formulation, supply and use (MFSU) of coatings (paints, varnishes and vitreous enamels), adhesives, sealants and printing inks
09	Wastes from the photographic industry
10	Wastes from thermal processes
11	Wastes from chemical surface treatment and coating of metals and other materials, non-ferrous hydro-metallurgy
12	Wastes from shaping and physical and mechanical surface treatment of metals and plastics
13	Oil wastes and wastes of liquid fuels (except edible oils, and those in chapters 05, 12 and 19)
14	Waste organic solvents, refrigerants and propellants (except 07 and 08)
15	Waste packaging, absorbents, wiping cloths, filter materials and protective clothing not otherwise specified
16	Wastes not otherwise specified in the list
17	Construction and demolition wastes (including excavated soil from contaminated sites)
18	Wastes from human or animal health care and/or related research (except kitchen and restaurant wastes not arising from immediate health care)
19	Wastes from waste management facilities, off-site waste water treatment plants and the preparation of water intended for human consumption and water for industrial use
20	Municipal wastes (household waste and similar commercial, industrial and institutional wastes) including separately collected fractions





## Annex D

Wastes accepted at permitted facilities  
by LoW Chapter heading,  
Herefordshire, 2015 to 2018



**Herefordshire Minerals and Waste Local Plan**

**March 2020**  
HENDECA LTD



## Wastes accepted at permitted facilities by LoW Chapter Heading, Herefordshire, 2015 to 2018

Map No.	Operator	Site Name	Facility Type	Year	01: Mine and Quarry Wastes	02: Agriculture and Food Processing Wastes	03: Furniture, Paper and Cardboard Manufacturing Wastes	08: Paint, Adhesive, Sealant and Ink Manufacturing Waste	10: Thermal Processes Waste	12: Shaping and Physical Treatment of Metals And Plastics	13: Oil Wastes and Wastes of Liquid Fuels	15: Packaging, Absorbents, Wiping Cloths etc N.O.S.	16: Wastes Not Otherwise Specified	17: Construction and Demolition Wastes	18: Human and Animal Health Care Waste	19: Waste and Water Treatment Wastes	20: Municipal Wastes	Grand Total		
1	Eastside 2000 Limited	Eastside Recycling Facility	Haz Waste Transfer	2015		79	222	2	36		6	692	180	33,164	0	2	18,015	<b>52,399</b>		
				2016		1,046	61	2	82		1	650	255	20,142		399	18,186	<b>40,824</b>		
				2017		738		<1	83		5	556	200	22,763		48	16,643	<b>41,035</b>		
				2018	2	813		1	75	2	10	573	389	27,126	0	64	14,537	<b>43,593</b>		
40	Rachael Slaughter	Animal Funeral Services	Haz Waste Transfer	2015														<b>n/r</b>		
				2016															<b>n/r</b>	
				2017											18				<b>18</b>	
				2018																<b>n/r</b>
2	Lively Joseph Henry	Quickskip (Hereford) Transfer Station	Non-Haz Waste Transfer	2015													31,244	<b>31,244</b>		
				2016														34,780	<b>34,780</b>	
				2017															31,739	<b>31,739</b>
				2018															35,114	<b>35,114</b>
3	Wye Valley Skips	Wye Valley Skips	Non-Haz Waste Transfer	2015																
				2016														296	<b>296</b>	
				2017											45			6	<b>51</b>	
				2018																<b>n/r</b>
4	MS & EM Patrick Ltd	Marlbrook Farm	Non-Haz Waste Transfer	2015														9,361	<b>9,361</b>	
				2016													467	9,380	<b>9,847</b>	
				2017										<1				2,531	<b>2,531</b>	
				2018		45											91	12,109	<b>12,246</b>	

Map No.	Operator	Site Name	Facility Type	Year	01: Mine and Quarry Wastes	02: Agriculture and Food Processing Wastes	03: Furniture, Paper and Cardboard Manufacturing Wastes	08: Paint, Adhesive, Sealant and Ink Manufacturing Waste	10: Thermal Processes Waste	12: Shaping and Physical Treatment of Metals And Plastics	13: Oil Wastes and Wastes of Liquid Fuels	15: Packaging, Absorbents, Wiping Cloths etc N.O.S.	16: Wastes Not Otherwise Specified	17: Construction and Demolition Wastes	18: Human and Animal Health Care Waste	19: Waste and Water Treatment Wastes	20: Municipal Wastes	Grand Total		
5	Mercia Waste Management Ltd	Leominster Household Waste Site	Non-Haz WTS and CA Site	2015									3	82			24,869	<b>24,955</b>		
				2016										2	131			25,586	<b>25,718</b>	
				2017											1	151			24,175	<b>24,326</b>
				2018											8	132			24,010	<b>24,151</b>
6	Mercia Waste Management Ltd	Rotherwas Household Waste Site	Non-Haz WTS, CA Site and MRF	2015									5	238			55,414	<b>55,658</b>		
				2016										3	253			55,847	<b>56,103</b>	
				2017											1	283			57,982	<b>58,266</b>
				2018											9	257			56,173	<b>56,439</b>
7	Mercia Waste Management Ltd	Ledbury HWRC	CA Site	2015									1				2,492	<b>2,493</b>		
				2016											1			2,584	<b>2,585</b>	
				2017											<1			2,531	<b>2,531</b>	
				2018											2			2,421	<b>2,423</b>	
8	Mercia Waste Management Ltd	Ross on Wye HWRC	CA Site	2015									1				4,346	<b>4,347</b>		
				2016											1			4,571	<b>4,573</b>	
				2017											1			4,640	<b>4,641</b>	
				2018											4			4,447	<b>4,451</b>	
9	Mercia Waste Management Ltd	Bromyard HWRC	CA Site	2015									1				1,850	<b>1,851</b>		
				2016											1			2,066	<b>2,067</b>	
				2017											<1			2,093	<b>2,093</b>	
				2018											2			1,989	<b>1,992</b>	
10	Severn Waste Services Ltd	Kington HWRC	CA Site	2015														<b>n/r</b>		
				2016										<1	5		844	<b>850</b>		
				2017											<1			1,361	<b>1,361</b>	
				2018											2	-		1,422	<b>1,424</b>	

Map No.	Operator	Site Name	Facility Type	Year	01: Mine and Quarry Wastes	02: Agriculture and Food Processing Wastes	03: Furniture, Paper and Cardboard Manufacturing Wastes	08: Paint, Adhesive, Sealant and Ink Manufacturing Waste	10: Thermal Processes Waste	12: Shaping and Physical Treatment of Metals And Plastics	13: Oil Wastes and Wastes of Liquid Fuels	15: Packaging, Absorbents, Wiping Cloths etc N.O.S.	16: Wastes Not Otherwise Specified	17: Construction and Demolition Wastes	18: Human and Animal Health Care Waste	19: Waste and Water Treatment Wastes	20: Municipal Wastes	Grand Total		
11	Hereford Crushing and Demolition Ltd	H C D Limited	Material Recycling Facility	2015														n/r		
				2016											2,950				2,950	
				2017												3,657				3,657
				2018												5,152				5,152
12	Balfour Beatty Living Places Ltd	Land Adjacent to Unit 3	Physical Treatment	2015		1							1	1,632			2,106	3,740		
				2016											1,520			1,825	3,345	
				2017							<1					1,254			2,493	3,747
				2018		2									1	1,130			1,964	3,097
13	Hereford Quarries Limited	Former Lugg Bridge Quarry	Physical Treatment	2015										5,655				5,655		
				2016											42,036	8,921		50,956		
				2017												86,009	1,400		87,409	
				2018												97,124	3,231		100,355	
14	Kingspan Insulation Ltd	Kingspan Insulation Ltd	Physical Treatment	2015								3		138				141		
				2016									4		200				205	
				2017										3		141				144
				2018										4		172				175
15	Quickskip Hereford Ltd	Quickskip Hereford Limited	Physical Treatment	2015														n/r		
				2016														6,825	6,825	
				2017															9,990	9,990
				2018															9,186	9,186

Map No.	Operator	Site Name	Facility Type	Year	01: Mine and Quarry Wastes	02: Agriculture and Food Processing Wastes	03: Furniture, Paper and Cardboard Manufacturing Wastes	08: Paint, Adhesive, Sealant and Ink Manufacturing Waste	10: Thermal Processes Waste	12: Shaping and Physical Treatment of Metals And Plastics	13: Oil Wastes and Wastes of Liquid Fuels	15: Packaging, Absorbents, Wiping Cloths etc N.O.S.	16: Wastes Not Otherwise Specified	17: Construction and Demolition Wastes	18: Human and Animal Health Care Waste	19: Waste and Water Treatment Wastes	20: Municipal Wastes	Grand Total			
16	Quickskip Hereford Limited	Fir Tree Lane Site	Physical Treatment	2015													12,550	<b>12,550</b>			
				2016														2,200	<b>2,200</b>		
				2017																	<b>n/r</b>
				2018																	<b>n/r</b>
17	Avalon Metals Limited	Eastside Recycling Facility	Car Breaker	2015		861				0			7,273	4,110		2,898	7,430	<b>22,572</b>			
				2016		481				<1				7,172	2,016		9,950	4,721	<b>24,340</b>		
				2017		582				329				6,590	5,575		11,471	5,402	<b>29,950</b>		
				2018		976				174				10,666	3,490		17,815	9,609	<b>42,731</b>		
18	Jason Baker and Richard Baker	J & R Recovery	Car Breaker	2015									70					<b>70</b>			
				2016															<b>76</b>		
				2017																<b>9</b>	
				2018																	<b>n/r</b>
19	Mr David Craddock & Mrs Janet Evans	City Spares	Car Breaker	2015									266					<b>266</b>			
				2016																<b>30</b>	
				2017																	<b>n/r</b>
				2018																	<b>n/r</b>
20	P & T Moore Limited	P & T Moore Vehicle Dismantlers	Car Breaker	2015									1,514					<b>1,514</b>			
				2016																<b>1,478</b>	
				2017																	<b>1,658</b>
				2018																	<b>1,835</b>
21	UK Bus Dismantlers Ltd	Streamhall Garage	Car Breaker	2015									269					<b>269</b>			
				2016																<b>201</b>	
				2017																	<b>148</b>
				2018																	<b>311</b>

Map No.	Operator	Site Name	Facility Type	Year	01: Mine and Quarry Wastes	02: Agriculture and Food Processing Wastes	03: Furniture, Paper and Cardboard Manufacturing Wastes	08: Paint, Adhesive, Sealant and Ink Manufacturing Waste	10: Thermal Processes Waste	12: Shaping and Physical Treatment of Metals And Plastics	13: Oil Wastes and Wastes of Liquid Fuels	15: Packaging, Absorbents, Wiping Cloths etc N.O.S.	16: Wastes Not Otherwise Specified	17: Construction and Demolition Wastes	18: Human and Animal Health Care Waste	19: Waste and Water Treatment Wastes	20: Municipal Wastes	Grand Total		
22	Avalon Metals Limited	R Smith Metals	Car Breaker	2015									20			2,097		<b>2,117</b>		
				2016		89				90				112	23		8	470	<b>792</b>	
				2017																<b>n/r</b>
				2018																<b>n/r</b>
23	Avalon Metals Limited	Former EMR Facility	Metal Recycling	2015						300			679	397		1,199	2,586	<b>5,162</b>		
				2016		14				232			249	61			1,050	<b>1,607</b>		
				2017		27				271			718	98			1,920	<b>3,034</b>		
				2018		11				226			791	132		12	2,272	<b>3,443</b>		
24	Evans R	Cobhall Cottage	Metal Recycling	2015									4	172				<b>176</b>		
				2016									5	211				<b>216</b>		
				2017										15	225				<b>240</b>	
				2018										6	253				<b>259</b>	
25	Mayglothling Waste Ltd	Yaidon Farm	Biological Treatment	2015		7,092						70	223			27	16,847	<b>24,258</b>		
				2016		6,987							67	132		22	21,381	<b>28,590</b>		
				2017		4,984								242			22,933	<b>28,159</b>		
				2018		5,505								247		10	18,126	<b>23,888</b>		
26	Mr Nigel Green & Mrs Sally Green	Much Fawley Farm	Biological Treatment	2015		12,560												<b>12,560</b>		
				2016		12,432													<b>12,432</b>	
				2017		12,350														<b>12,350</b>
				2018		11,650														<b>11,650</b>
27	STL Energy Ltd	STL Energy Ltd	Biological Treatment	2015		28,826												<b>28,826</b>		
				2016		5,977													<b>5,977</b>	
				2017		4,437														<b>4,437</b>
				2018		2,724														<b>2,724</b>

Map No.	Operator	Site Name	Facility Type	Year	01: Mine and Quarry Wastes	02: Agriculture and Food Processing Wastes	03: Furniture, Paper and Cardboard Manufacturing Wastes	08: Paint, Adhesive, Sealant and Ink Manufacturing Waste	10: Thermal Processes Waste	12: Shaping and Physical Treatment of Metals And Plastics	13: Oil Wastes and Wastes of Liquid Fuels	15: Packaging, Absorbents, Wiping Cloths etc N.O.S.	16: Wastes Not Otherwise Specified	17: Construction and Demolition Wastes	18: Human and Animal Health Care Waste	19: Waste and Water Treatment Wastes	20: Municipal Wastes	Grand Total			
28	Welsh Water Organic Waste Limited (was Tradebe Gwent Limited)	Hereford Liquid Waste Treatment Centre (was Eign Waste Treatment Centre)	Biological Treatment	2015		15,963							2,802		52	16,606	5,215	<b>40,638</b>			
				2016		9,788								4,712		34	11,576	4,604	<b>30,714</b>		
				2017		7,012									820		10	3,328	2,924	<b>14,094</b>	
				2018		5,932									504			2,628	1,212	<b>10,275</b>	
29	Gelpack Excelsior Ltd	Gelpack Excelsior Ltd	Non-Haz Waste Transfer /Treatment	2015								22						<b>22</b>			
				2016									19						<b>19</b>		
				2017										1						<b>1</b>	
				2018																	<b>n/r</b>
30	Sodexo Property Solutions Ltd	County Hospital	Clinical Waste Transfer	2015											38			<b>38</b>			
				2016											23				<b>23</b>		
				2017																<b>n/r</b>	
				2018																	<b>n/r</b>
31	Assured Energy LLP	Two Hoots Farm AD Plant	Anaerobic Digestion	2015		8,985												<b>8,985</b>			
				2016		4,477														<b>4,477</b>	
				2017		806														<b>806</b>	
				2018		237															<b>237</b>
32	Bowley Storage and Marketing Ltd	Bowley Court	Anaerobic Digestion	2015		200												<b>200</b>			
				2016		3,807														<b>3,807</b>	
				2017		6,023															<b>6,023</b>
				2018		7,420															<b>7,420</b>
33	David And Helen Morgan	Penllan AD	Anaerobic Digestion	2015		4,464												<b>4,464</b>			
				2016		4,466														<b>4,466</b>	
				2017		4,658															<b>4,658</b>
				2018		3,714															<b>3,714</b>



Map No.	Operator	Site Name	Facility Type	Year	01: Mine and Quarry Wastes	02: Agriculture and Food Processing Wastes	03: Furniture, Paper and Cardboard Manufacturing Wastes	08: Paint, Adhesive, Sealant and Ink Manufacturing Waste	10: Thermal Processes Waste	12: Shaping and Physical Treatment of Metals And Plastics	13: Oil Wastes and Wastes of Liquid Fuels	15: Packaging, Absorbents, Wiping Cloths etc N.O.S.	16: Wastes Not Otherwise Specified	17: Construction and Demolition Wastes	18: Human and Animal Health Care Waste	19: Waste and Water Treatment Wastes	20: Municipal Wastes	Grand Total		
34	Herefordshire Biogas Limited	Herefordshire Biogas	Anaerobic Digestion	2015		13,669												13,669		
				2016		12,155													12,155	
				2017		13,792														13,792
				2018		12,708														12,708
35	M & M Power Limited	The Biogas Facility	Anaerobic Digestion	2015		10,965												10,965		
				2016		11,810												11,810		
				2017		13,290												13,290		
				2018		12,985												12,985		
43	M F G Generation Limited	The Farm Biogas Facility	Anaerobic Digestion	2015														n/r		
				2016													n/r			
				2017													n/r			
				2018		808											808			
36	Mr D, Mrs E & Mr R Pursey	Trevasse Farm A D	Anaerobic Digestion	2015		1,460												1,460		
				2016		1,098									370		1,468			
				2017		1,462											1,462			
				2018		1,463											1,463			
37	P T Baker Farms Limited	Eardisley Park Farm Facility	Anaerobic Digestion	2015		1,391												1,391		
				2016		1,475											1,475			
				2017		1,996											1,996			
				2018		1,672											1,672			
41	R Edwards & Co (Staunton) Limited	R Edwards & Co (Staunton) Limited	Anaerobic Digestion	2015														n/r		
				2016													n/r			
				2017		200											200			
				2018		589											589			

Map No.	Operator	Site Name	Facility Type	Year	01: Mine and Quarry Wastes	02: Agriculture and Food Processing Wastes	03: Furniture, Paper and Cardboard Manufacturing Wastes	08: Paint, Adhesive, Sealant and Ink Manufacturing Waste	10: Thermal Processes Waste	12: Shaping and Physical Treatment of Metals And Plastics	13: Oil Wastes and Wastes of Liquid Fuels	15: Packaging, Absorbents, Wiping Cloths etc N.O.S.	16: Wastes Not Otherwise Specified	17: Construction and Demolition Wastes	18: Human and Animal Health Care Waste	19: Waste and Water Treatment Wastes	20: Municipal Wastes	Grand Total		
38	Shed Field Growers Limited	The Leen Digester	Anaerobic Digestion	2015		11,363												11,363		
				2016		16,712													16,712	
				2017		15,626														15,626
				2018		22,597														22,597
42	Mr P Mann, Mr M Mann & Ms J Mann	Heath Farm	Anaerobic Digestion	2015														n/r		
				2016														n/r		
				2017		957													957	
				2018		2,101													2,101	
39	The Pipe Corporation Limited	Land at Lower Vern	Deposit of waste to land (recovery)	2015									12,120					12,120		
				2016									9,108					9,108		
				2017										9,898					9,898	
				2018															n/r	
<b>Total</b>				<b>2015</b>		<b>117,879</b>	<b>222</b>	<b>2</b>	<b>36</b>	<b>301</b>	<b>6</b>	<b>786</b>	<b>13,312</b>	<b>57,708</b>	<b>90</b>	<b>22,830</b>	<b>194,325</b>	<b>407,499</b>		
				<b>2016</b>		<b>92,814</b>	<b>61</b>	<b>2</b>	<b>82</b>	<b>322</b>	<b>1</b>	<b>741</b>	<b>14,430</b>	<b>78,657</b>	<b>57</b>	<b>31,712</b>	<b>197,218</b>	<b>416,097</b>		
				<b>2017</b>		<b>88,966</b>		<b>0</b>	<b>83</b>	<b>601</b>	<b>5</b>	<b>560</b>	<b>10,404</b>	<b>130,101</b>	<b>28</b>	<b>16,273</b>	<b>196,478</b>	<b>443,498</b>		
				<b>2018</b>	<b>2</b>	<b>93,953</b>		<b>1</b>	<b>75</b>	<b>402</b>	<b>10</b>	<b>578</b>	<b>14,776</b>	<b>134,968</b>	<b>0</b>	<b>23,851</b>	<b>194,591</b>	<b>463,209</b>		



## Annex E

### Exemption Descriptions



**Herefordshire Minerals and Waste Local Plan**

**March 2020**  
HENDECA LTD



## Exemption Descriptions

### E1 : Usage Exemptions

Exemption	Maximum Quantity	Period	Comment and assumption
<b>U1 - Use of Waste in Construction</b> This exemption allows the use of suitable wastes for small scale construction instead of using virgin raw materials	5,000 tonnes of mainly inert materials for general construction	In total over any 3-year period	The quantity limit is for the total quantity for all the waste types used or stored.  Whilst the majority of waste will come from C&D activity, some waste could come from C&I sources, in particular wood. The amount of total material handled through each exemption could be high; however, wood volumes are likely to be low. Any glass handled will come from other treatment processes and been captured in other datasets.  In addition, quantities handled will depend on the scales of the construction projects concerned, which could vary the construction from individual dwelling to large office/retail establishment with car parking etc.  This exemption is considered in the CD&E capacity estimates, at an assumed annual range of 10 to 1,000 tonnes per exemption. However, it cannot be considered as a guaranteed capacity to manage CD&E wastes, as many construction processes are completed within a 12-month period.
	1,000 tonnes of soil, stone etc plus wood chip for paths, bridleways or car parks		
	50,000 tonnes of soil, stone and road planings for road construction		
<b>U2 - Use of baled end-of-life tyres in construction</b> This exemption enables the use a small number of baled end-of-life tyres (tyre bales) in construction projects	50 tonnes of baled end-of-life tyres only	In total	This tonnage will have been captured by another dataset
<b>U3 - Use of waste in the construction of entertainment or educational installations etc</b>	20 tonnes	At any one time	This exemption covers waste primarily from CD&E activity but is unlikely to be widely used or significantly to affect the C&I and CD&E waste estimates and so is excluded
<b>U4 - Burning of waste as a fuel in a small appliance</b> To allow the use of plant tissue waste, wood and untreated wooden packaging as a fuel to produce heat or power	10 tonnes	At any one time	This exemption is considered in the C&I waste estimates, at an assumed annual average of 10 tonnes per exemption

Exemption	Maximum Quantity	Period	Comment and assumption
<b>U5 - Use of waste-derived biodiesel as fuel</b> To enable businesses to store and use waste-derived biodiesel as a fuel in portable generators and vehicles	5,000 Litres	At any one time	This tonnage will have been captured by another dataset. Therefore, has been excluded for the C&I waste estimates.
<b>U6 - Use of sludge for the purposes of re-seeding a waste water treatment plant</b> Covers sludge from another WWT plant	1,000 cubic metres	At any one time	This tonnage will have been captured by another dataset. Therefore, has been excluded for the C&I waste estimates.
<b>U7 - Use of effluent to clean a highway gravel bed</b> To allow effluent from water and waste water treatment plants to be used for cleaning highway gravel beds Covers effluent from WWT plants	24 cubic metres	24 hours	This tonnage will have been captured by another dataset. Therefore, has been excluded for the C&I waste estimates.
<b>U8 - Use of waste for a specified purpose</b> To allow waste to be used, where it is suitable for use without treatment Specific uses include horse ménages, ornamental purposes, animal bedding, also construction, treating effluent or water	Varying quantities for specific uses: Use in horse ménages (1,000 tonnes) Use in animal bedding (100 tonnes) End of life tyres (40 tonnes) Blast furnace slag and stones (50,000 tonnes)	At any one time	A range of direct uses for waste without treatment, the most relevant include untreated wood, paper from paper manufacturing, end of life tyres Other wastes covered under this exemption will have been captured under other exemptions (T4 & T6) treatment The blast furnace tonnage is high but will be fed from a relatively small number of steel production operations (<10) A number relate to one-off uses e.g. use for ornamental purposes with the majority of the quantity limits being between 40 tonnes and 100 tonnes. Therefore, this exemption is considered in the C&I waste estimates, at an assumed annual average of 50 tonnes per exemption
<b>U9 - Use of waste to manufacture finished goods-</b> To use waste in place of raw materials in the manufacture to produce a finished product	Varying quantities for specific uses: Glass (5,000 tonnes) Paper and cardboard (15,000 tonnes) Textiles (1,000 tonnes)	At any one time	This exemption uses waste from multiple sources with varying quantity limits. Glass, paper and card and textiles are potentially the highest volume of material handled There is the possibility for some waste to also be covered under T1, T2 and T4 This exemption would be considered in the C&I waste estimates and the annual average quantity could be significant depending on the originations using the exemptions.

Exemption	Maximum Quantity	Period	Comment and assumption
	Metal, plastic, ash, gypsum (500 tonnes)		
<p><b>U10 - Spreading waste on agricultural land to confer benefit</b> To allow specified wastes, mainly for waste from food production and arising from other treatment exemption, to be spread on agricultural land to replace manufactured fertilisers or virgin materials</p>	<p>Quantity limits are 50t per hectare in a 12-month period with the exception of:</p> <ul style="list-style-type: none"> <li>▪ dredging spoil from habitat maintenance which is 150t per hectare; and</li> <li>▪ ash from wood chip boilers under U4 at 1t per hectare</li> </ul>	12-month period but with storage at any one-time limitations	<p>Some of the material (e.g. compost) would be captured under other exemptions T23-26 and T32</p> <p>These exemptions could be considered in the C&amp;I waste estimates, at an assumed annual average of 200 tonnes per exemption but links to other exemptions such as T6 and T23 needs to be considered to prevent double counting.</p>
<p><b>U11 - Spreading waste on non-agricultural land to confer benefit</b> To allow the spreading of a number of different wastes, mainly for waste from food production and arising from other treatment exemption, on non-agricultural land to replace manufactured fertilisers or virgin materials</p>			
<p><b>U12 - Use of mulch</b> To allow landscapers and farmers to spread mulch as a protective covering onto land around trees, bushes, or plants</p>	100 tonnes of untreated wood and plant matter	Per month	<p>Maximum annual capacity 1,200 tonnes</p> <p>This exemption could be considered in the C&amp;I waste estimates, at an assumed annual average of 600 tonnes per exemption but links to other exemptions such as T6 and T23 need to be considered to prevent double counting.</p>
<p><b>U13 - Spreading of plant matter to confer benefit</b> Allows spread of cut plants at the place of production for weed suppression or to provide nutrients to the soil</p>	50 tonnes per hectare	Per 12 months	Given the limited tonnage and the nature of the exemption, this has been excluded from C&I and CD&E waste estimates
<p><b>U14 - Incorporation of ash into soil</b> Allows ash from the burning of plant tissues to be incorporated back into the soil for return of nutrients to the soil</p>	10 tonnes per hectare	Not specified	Given the limited tonnage and the nature of the exemption, this has been excluded from C&I and CD&E waste estimates

Exemption	Maximum Quantity	Period	Comment and assumption
<b>U15 - Pig and poultry ash</b> Allow ash to be mixed with slurry and/or manure and spread on farmland to provide the soil with nutrients	150kg per hectare	Per 12 months	The tonnage here would be captured through a different exemption as it is from the incineration of pig and poultry carcasses
<b>U16 - Use of depolluted end-of-life vehicles for vehicle parts</b> Allows the parts from depolluted end-of-life vehicles to be re-used in other vehicles	Two depolluted ELVs and 5 cubic metres of non-hazardous components	At any one time	The tonnage here would be captured through a vehicle depolluting facility that already has an environmental permit and is captured in another dataset. Therefore, has been excluded for the C&I waste estimates.



## E2: Treatment Exemptions

Exemption	Quantity	Period	Comment and assumption
<b>T1 - Cleaning, washing, spraying or coating relevant waste</b> To treat waste packaging so that it can be reused in its original form	Total of 300 tonnes of packaging materials (glass, paper and card, plastic, textiles)	Over any 7-day period	Maximum annual capacity of 15,600 tonnes This exemption could be considered in the C&I waste estimates and capacity assessment with large scale cleaning operations handling annual quantities over of 1,200 tonnes per exemption. However, it could be used for small scale internal activities. Therefore, each facility using a T1 has been assessed
<b>T2 - Recovery of textiles</b> Laundering or cleaning waste clothes and textiles to recover them for reuse	Total of 20,000 tonnes of textiles and clothes materials	At any one time	This exemption would be considered in the C&I waste estimates and capacity assessment at an assumed annual average of 2,000 tonnes per exemption
<b>T4 - Preparatory treatments (baling, sorting, shredding etc)</b> Treatment of waste to reduce its volume	Cans and foils (500 tonnes) Food and drink cartons (3,000 tonnes) Glass (5,000 tonnes) Paper and cardboard (excluding food and drink cartons) (3,000 tonnes) Plastic (3,000 tonnes) Textiles and clothes (3,000 tonnes)	Per week	Maximum annual capacity: 26,000 tonnes of cans and foils 156,000 tonnes of food and drink cartons 260,000 tonnes of glass 156,00 tonnes of paper and cardboard) 156,00 tonnes of plastic 156,00 tonnes of textiles and clothes Non-farm exemptions would be considered in the C&I waste estimates and capacity assessment which could handle up to the following annual average tonnage per exemption. Cans and foil - 3,000 tonnes Food and drink cartons - 5,000 tonnes Glass - 5,000 tonnes Paper and cardboard - 15,000 tonnes Plastic - 10,000 tonnes Textiles and clothes - 5,000 tonnes
<b>T5 - Screening and blending of waste</b> Allows temporary small-scale treatment of wastes to produce an aggregate or a soil	5,000 tonnes of materials for aggregate/soil production Except for manufacture of road stone where limit is 50,000 tonnes	Over 3-year period	An assumed maximum throughput of 1,750 tonnes per annum would be considered in the capacity assessment. However, it cannot be considered as a guaranteed capacity to manage CD&E wastes. Most material is likely to be generated through CD&E activities at a construction site and the use of the material covered under another exemption, so care is needed not to double count tonnages.

Exemption	Quantity	Period	Comment and assumption
<p><b>T6 - Treatment of waste wood and waste plant matter by chipping, shredding, cutting or pulverising</b> Allows waste wood and waste plant matter to be chipped, shredded, cut or pulverised to make it easier to store and transport, or to convert it into a suitable form for use</p>	500 tonnes of plant tissue waste and wood	Over any 7-day period	<p>Maximum capacity of 26,000 tonnes per annum</p> <p>This exemption would be considered in the C&amp;I waste estimates and capacity assessment at an assumed annual average of 2,000 tonnes per exemption.</p>
<p><b>T8 - Mechanical treatment of end-of-life tyres</b> To treat small amounts of waste end-of-life tyres by means of baling, shredding, peeling, shaving or granulating, to ensure they can be recovered</p>	Up to 60 tonnes of tyres	Over any 7-day period	<p>Maximum capacity 3,120 tonnes per annum</p> <p>This exemption would be considered in the C&amp;I waste estimates and capacity assessment at an assumed annual average of 60 tonnes per exemption.</p>
<p><b>T9 - Recovery of scrap metal</b> To treat scrap metal by sorting, grading, shearing by manual feed, baling, crushing or cutting it with hand-held equipment to make it easier to handle and to help with its recovery</p>	1,000 tonnes of metal	At any one time	<p>This exemption would be considered in the C&amp;I waste estimates and capacity assessment at an assumed annual average of 2,500 tonnes per exemption.</p>
<p><b>T10 - Sorting mixed waste</b> Allows small organisations, such as charities, to sort out separate recyclable wastes so that they can be recovered</p>	10 tonnes of recyclable materials	Over any 7-day period	<p>This exemption would be considered in the capacity assessment at an assumed annual average of 520 tonnes per exemption.</p> <p>The majority of this waste is likely to have been generated from household sources and captured in the LACW data</p>
<p><b>T11 - Repair or refurbishment of WEEE</b> Allows repair, refurbishment or dismantling various types of WEEE so that the whole WEEE item or any dismantled parts can be reused for their original purpose or dismantled parts can go for recovery</p>	1,000 tonnes of WEEE	Over any 12-month period	<p>Maximum capacity 1,000 tonnes per annum.</p> <p>This exemption would be considered in the capacity assessment at an assumed annual average of 500 tonnes per exemption.</p>

Exemption	Quantity	Period	Comment and assumption
<b>T12 - Manual treatment of waste</b> Allows waste to be sorted, repaired or refurbished where possible for reuse and, where this is not possible, to be sorted and dismantled for recovery	Various materials generally up to 100 tonnes Includes bicycles, furniture, windows, tools, clothing	At any one time	Most operations are unlikely to deal with multiple waste types given the waste types and the nature of the exemption. Therefore, throughputs are likely to be limited. In addition, a reasonable proportion of the wastes involved are likely to have been generated from household sources and captured in the LACW data This exemption would be considered in the capacity assessment at an assumed annual average of 60 tonnes per exemption.
<b>T13 - Treatment of waste food</b> Allows the recovery of food waste by decanting it or unwrapping it and recovering the packaging	30 tonnes of food waste	At any one time	Given the nature of the exemption, this tonnage is likely to be captured at a permitted facility once moved on. Therefore, has been excluded for the C&I waste estimates.
<b>T14 - Crushing and emptying vehicle waste oil filters</b> To recover oil and reduce the size of the oil filters to aid transport for the purpose of recovery	1 tonne of oil filters	At any one time	Only applies at the place of production and this tonnage is likely to be captured at a permitted facility once moved on. Therefore, has been excluded for the C&I waste estimates.
<b>T15 - Treatment of waste aerosol cans</b> To treat aerosol cans, by puncturing or crushing them using aerosol cans treatment equipment designed for that purpose, so that the metal can be recovered	Up to 3,000 cans	Over any 12-month period	Only applies at the place of production and this tonnage is likely to be captured at a permitted facility once moved on. Therefore, has been excluded for the C&I waste estimates.
<b>T16 - Treatment of waste toner cartridges and waste ink cartridges by sorting, dismantling, cleaning or refilling</b> To treat waste toner or ink cartridges, by sorting, cleaning, dismantling or refilling	50,000 cartridges	At any one time	This exemption would be considered in the C&I waste estimates and capacity assessment at an assumed annual average of 50 tonnes per exemption.
<b>T17 - Crushing waste fluorescent tubes</b> Crushing waste fluorescent tubes prior to collection for recovery	3 tonnes fluorescent tubes	Over any 24-hour period	Only applies at the place of production and this tonnage is likely to be captured at a permitted facility once moved on. Therefore, has been excluded for the C&I waste estimates.

Exemption	Quantity	Period	Comment and assumption
<b>T18 - Dewatering using flocculants</b> To treat waste by using flocculants to dewater it so that clay or water-based paints can be recovered	30,000 litres of clay effluent from manufacture of ceramics and water based paint wash waters (approximately 30t)	At any one time	Small number of exemptions This exemption would be considered in the C&I waste estimates and capacity assessment at an assumed annual average of 150 tonnes per exemption.
<b>T19 - Physical and chemical treatment of waste edible oil and fat to produce biodiesel</b> Allows small-scale physical and chemical treatment of waste edible oils and fats to produce a fuel	5,000 litres of edible oil and fat (approximately 4.3t)	At any one time	Small tonnage at any one time. This exemption would be considered in the C&I waste estimates and capacity assessment at an assumed annual average of 100 tonnes per exemption.
<b>T20 - Treatment of waste at a water treatment works</b> Allows the treatment of certain water treatment works waste at a water treatment works to reduce the volume for transport	10,000 cubic metres of water treatment sludges	Over any 12-month period	Covers small scale intermediate treatment and the resultant tonnage is likely to be captured at a permitted facility once moved on. Therefore, has been excluded for the C&I waste estimates.
<b>T21 - Recovery of waste at a waste water treatment works</b> - Allows recovery of wastes, such as sludge from a septic tank or cess pool, which need further treatment at a waste water treatment work	100,000 cubic metres water treatment and septic tank sludges	Over any 12-month period	Covers small scale intermediate treatment and the resultant tonnage is likely to be captured at a permitted facility once moved on. Therefore, has been excluded for the C&I waste estimates.
<b>T23 - Aerobic composting and associated prior treatment</b> Allows composting of small volumes of vegetation, cardboard and food wastes to produce a compost that can be spread on land to provide benefit	60 tonnes of plant tissue and biodegradable waste	At any one time	Maximum throughput assumed to be 250 tonnes per annum (calculated on the basis of an 8 week composting period and an 8 month growing season) This exemption would be considered in the C&I waste and capacity assessment at an assumed annual maximum of 250 tonnes per exemption.

Exemption	Quantity	Period	Comment and assumption
<p><b>T24 - Anaerobic digestion at premises used for agriculture and burning of resultant biogas</b></p> <p>Allows farmers to anaerobically digest manures, slurries and vegetation on their farms to produce digestate that can be used as a fertiliser or soil conditioner</p>	1,250 cubic metres of plant tissue waste and horse and farmyard manure, slurry	At any one time	Agricultural sources only; therefore, the exemption has been excluded from the C&I estimates and capacity assessment
<p><b>T25 - Anaerobic digestion at premises not used for agriculture and burning of resultant biogas</b></p> <p>Allows the treatment of food and other biodegradable wastes by anaerobic digestion to produce a digestate which can be used to provide benefit to land The gas produced must be used for generating energy</p>	50 cubic metres of plant tissue waste, horse and farmyard manure, slurry only, biodegradable kitchen and canteen waste etc	At any one time	Maximum throughput assumed to be 1000 tonnes per annum (calculated on the basis of a 3-week digestion period) This exemption would be considered in the C&I waste estimates and capacity assessment at an assumed annual average of 500 tonnes per exemption.
<p><b>T26 - Treatment of kitchen waste in a wormery</b></p> <p>Allows very small scale treatment of waste from kitchens using a wormery to produce a compost</p>	6 tonnes of biodegradable kitchen and canteen waste and paper and cardboard	Over any 12-months period	Small tonnage at any one time; therefore, the exemption has been excluded from the C&I estimates and capacity assessment
<p><b>T27 - Treatment of sheep dip using organophosphate-degrading enzyme</b></p> <p>Allows organophosphate (O-P) sheep dip to be treated with an approved O-P degrading enzyme</p>	8,000 litres of sheep dip	Over any 24-hour period	Agricultural waste sources only and exemption applies at the place of production. Therefore, the exemption has been excluded from the C&I waste estimates and capacity assessment
<p><b>T28 - Sorting and denaturing of controlled drugs for disposal</b></p> <p>Enables pharmacies and other similar places to comply with the requirements of the Misuse of Drugs Regulations 2001 by denaturing controlled drugs</p>	1 cubic metres of medicines	At any one time	Intermediate treatment prior to disposal and the resultant tonnage is likely to be captured at a permitted facility once moved on. Therefore, has been excluded for the C&I waste estimates.

Exemption	Quantity	Period	Comment and assumption
<b>T29 - Treatment of non-hazardous pesticide washings by carbon filtration for disposal</b> Allows the treatment of non-hazardous pesticide washings prior to their disposal to land	8,000 litres of pesticide	Over any 24-hour period	Intermediate treatment prior to disposal and the resultant tonnage is likely to be captured at a permitted facility once moved on. Therefore, has been excluded for the C&I waste estimates.
<b>T30 - Recovery of silver</b> To recover silver from waste produced in connection with printing or photographic processes	1,000 litres of photographic wastes (approximately 0.7t)	At any one time	Small tonnage at any one time; therefore, the exemption has been excluded from the C&I waste estimates and capacity assessment
<b>T31 - Recovery of monopropylene glycol from aircraft antifreeze fluids</b> Allows airports to treat waste antifreeze to recover monopropylene glycol	250 cubic metres of antifreeze	Over any 7-day period	Only applies at the place of production and the waste will be treated /disposed of elsewhere and captured in the data at a permitted facility once moved on. Therefore, it has been excluded from the C&I waste estimates
<b>T32 - Treatment of waste in a biobed or biofilter</b> Allows the treatment of non-hazardous pesticides washings where they are generated, for example on farms and other places such as golf courses or parks	15,000 litres of non-hazardous pesticide washings	Over any 12-months period	The majority of these wastes are assumed to come from agricultural sources. Therefore, this exemption has been excluded from the C&I waste estimates.
<b>T33 - Recovery of central heating oil by filtration</b> Allows the filtering of central heating oil so that it can be reused	400 litres of central heating oil	Over any 7-day period	Small limit tonnage at any one time, unlikely to be widely used or significantly affect the C&I and CD&E waste estimates. Therefore, it has been excluded from the C&I and CD&E waste estimates

## E3: Disposal of Waste

Exemption	Quantity	Period	Comment and assumption
<p><b>D1 - Deposit of waste from dredging of inland waters</b> Allows the deposit of dredging spoil (dredgings) on the banks of the waters it was dredged from and to treat it by screening and dewatering</p>	50 cubic metres of dredging spoil per metre of land	Over any 12-month period	The management of a specific waste stream and only applies at the place of production. Therefore, this exemption has been excluded from the CD&E waste estimates.
<p><b>D2 - Deposit of waste from a railway sanitary convenience</b> Some older rolling stock, for example forming part of a vintage steam train, has not been or cannot be fitted with appropriate collection facilities. This exemption allows those rolling stock to deposit waste onto the track</p>	25 litres per discharge	n/a	Given the limited tonnage and the nature of the exemption, this exemption has been excluded from the C&I waste estimates
<p><b>D3 - Deposit of waste from a portable sanitary convenience</b> Allows the burying of waste from a portable toilet to avoid small quantities having to be transported long distances to sewage treatment works</p>	1 cubic metre of waste	Over any 12-month period	Given the limited tonnage and the nature of the exemption, this exemption has been excluded from the C&I waste estimates
<p><b>D4 - Deposit of agricultural waste consisting of plant tissue under a Plant Health Notice</b> Allows the deposit of diseased crops, where they were grown, when a Plant Health Notice has been issued requiring the deposit in order to prevent the spread of plant disease and pests</p>	250 tonnes of plant tissue wasted	n/a	Only applies to agricultural waste and the deposit requires a Public Health notice; exemption has been excluded from the C&I waste estimates
<p><b>D5 - Depositing samples of waste for the purposes of testing or analysing them</b> Allows the deposit and storage of waste samples, where these are required to comply with or enforce specified regulations, or before testing and analysis for research purposes</p>	10 tonnes	Over any 12-months period	Given the limited tonnage and the nature of the exemption, this exemption has been excluded from the C&I waste estimates

Exemption	Quantity	Period	Comment and assumption
<b>D6 - Disposal by incineration</b> Allows the disposal of small amounts of waste that have been produced on a site in an incinerator	5 tonnes of plant tissue and wood wastes	At any one time	The incineration must be carried out by the person producing the waste.e.g. joinery firm produces off-cuts of clean, untreated wood waste. The tonnage handled is likely to be limited This exemption has been excluded from the C&I waste estimates.
<b>D7 - Burning waste in the open</b> Allows the burning of plant tissue and untreated wood wastes in the open	10 tonnes of plant tissue and wood wastes	Over any 24-hour period	Historic exemption allowing organisations such as landscape gardeners to burn hedge trimmings, branches, etc on a bonfire at the places of production Maximum annual tonnage 3,650 tonne This exemption is considered in the C&I waste estimates, at an assumed annual average of 10 tonnes of plant tissue and untreated wood wastes per exemption
<b>D8 - Burning waste at a port under a Plant Health Notice</b> Allows the burning of plant tissue waste and wood packaging and packing materials at a port, when a Plant Health notice has been served to prevent the spread of plant disease	10 tonnes of plant tissue and wood packaging wastes	Over any 24-hour period	Only applies to waste from ships and the deposit requires a Public Health notice The tonnage handled is likely to be limited and there are no ports in Herefordshire Therefore, this exemption has been excluded from the C&I waste estimate.



## E4: Storage of Waste

Exemption	Quantity	Period	Comment and assumption
<b>S1 - Storage of waste in secure containers</b> Allows the storage of specific waste streams in secure containers at a different place to where the waste was produced, before the waste is transported to another site for recovery	400 cubic metres (per material) of the main recyclable materials or 3 cubic metres (per material) of the oil/oil filters or absorbents, filter and wiping clothes recyclable materials	At any one time but number of containers at any location limited to 20	Temporary storage prior to recovery, therefore the tonnage will be captured in other exemptions/permitted facilities once moved on Therefore, excluded from the C&I waste estimates
<b>S2 - Storage of waste in a secure place</b> Allows the storage of specific waste streams at a secure place at a different place to where the waste was produced, before the waste is transported to another site for recovery	Varying quantities for a wide range of materials	Varying periods between 3 and 12 months	Temporary storage prior to recovery, therefore the tonnage will be captured in other exemptions/permitted facilities once moved on Therefore, excluded from the C&I waste estimates
<b>S3 - Storage of sludge</b> Allows the storage of sludge at a place where it is to be used in accordance with the Sludge (Use in Agriculture) Regulations 1989	1250 tonnes of residual sludge from sewage plants and septic tanks	At any one time	Temporary storage prior to recovery, therefore the tonnage will be captured in other exemptions/permitted facilities once moved on Therefore, excluded from the C&I waste estimates





## Annex F

Not on a Farm Exemptions



**Herefordshire Minerals and Waste Local Plan**

**March 2020**  
HENDECA LTD



## Not on a Farm Exemptions

Organisation Name	Organisation Address	Postcode	Registration No	Grid Reference	Registered Exemptions
2gether NHS Foundation Trust	Oak House, 45 Barton Road, Hereford	HR4 0AY	WEX132312	SO5045639709	S1, T28
2gether NHS Foundation Trust	25-27a St. Owen Street, Hereford	HR1 2JB	WEX132324	SO5127839885	S1, T28
Acer Tree Services (Hereford) Ltd	Alumhurst, Woolhope, Hereford	HR1 4QL	WEX157708	SO6060234925	T6, U12, U13
Adam Myers Ltd	84 Raddlebarn Road, Birmingham	B29 6HH	WEX095045	SO5996023943	T28
Alison Hope	Ribston Lawn, Much Marcle, Ledbury	HR8 2ND	WEX143124	SO6600033889	S2, U4
Alpha Aggregates Ltd	Lower Newton Barn, Kinnersley, Hereford	HR3 6QB	WEX109446	SO3379049848	U1
Andrew Pearson	Whitestone, Hereford	HR1 3RX	WEX106723	SO5533742538	S1, U4
Anthony Meyrick	Long View, Ewyas Harold, Hereford	HR2 0EY	WEX032571	SO3891629037	D7
ARCO Environmental Limited	12-14 St. Peters Street, Hereford	HR1 2LD	WEX167324	SO5109540002	U1
Barrington Hill	Woodlands, Falcon Lane, Ledbury	HR8 2JW	WEX158298	SO6805238451	T23, U10
Belmont Vets Ltd	94 Belmont Road, Hereford	HR2 7JS	WEX163301	SO5039838956	S1, S2, T28, U8
Bobblestock surgery	Grandstand Road, Hereford	HR4 9LP	WEX089246	SO4910141964	T28
Bromyard Downs Common Association	No address in database		WEX174007	SO6642655602	U1, U10, U11, U12, U13
Bromyard Vets Limited	Kings Arms Yard, Bromyard	HR7 4EE	WEX152304	SO6533154695	T28
Bruce Jenkyn-Jones	Far House Farm, Lower Maescoed, Hereford	HR2 0HP	WEX024092	SO3494831188	D1, D7, T32, T6, U8, U12, U14
Burghill Valley Golf Club Ltd	Burghill, Hereford	HR4 7RW	WEX159959	SO4736044570	D7
Cantilupe Surgery	49-51 St. Owen Street, Hereford	HR1 2JB	WEX100141	SO5133139840	T28
CarillionAmey Limited	Ewyas Harold, Hereford	HR2 0JA	WEX098338	SO3952030485	D7
Chaseview Veterinary Clinic Ltd	The Patch, Hildersley, Ross-On-Wye	HR9 7NJ	WEX152731	SO6117824021	T28
Chave and Jackson Limited	6-7 Broad Street, Hereford	HR4 9AE	WEX070019	SO5091139957	T28
Chave and Jackson Limited	46 St. Owen Street, Hereford	HR1 2PR	WEX070025	SO5131939805	T28
Chris Gomme	Symonds Yat, Ross-On-Wye	HR9 6BY	WEX102479	SO5555217140	D7
Chris Thomas	Long Barn House, Linton, Ross-On-Wye	HR9 7RT	WEX150532	SO6669024510	U1
Claire Mapp	6 Harrow Park, Hereford	HR4 0EN	WEX137724	SO5004740626	S1, T14
Colin Kerfoot	Burghope Farm House, Dinmore, Hereford	HR4 8ED	WEX172550	SO5035950155	T4, T6, U12, U4
Colin Rowbury	Old Post Office, Cross Keys, Hereford	HR1 3NN	WEX086791	SO5512644041	D6
Connop and Son Ltd	Folley Farm, Eardisland, Leominster	HR6 9BS	WEX176862	SO4098159020	D1, D7, S1, S2, T1, T10, T12, T14, T4, T6, T8, T9, U1, U2, U3, U4, U5, U6, U7, U8, U9, U10, U11, U12, U13, U14, U15, U16
Co-operative Group Limited	Holmer Road, Hereford	HR4 9RX	WEX124446	SO5057441268	S2
Costain Limited	No address in database		WEX125906	SO6962043130	U1

Organisation Name	Organisation Address	Postcode	Registration No	Grid Reference	Registered Exemptions
Coveris Flexibles UK Limited	Whitestone Business Park, Whitestone, Hereford	HR1 3SE	WEX117400	SO5668442457	S2
David Tamplin	Tillington, Hereford	HR4 8LE	WEX091822	SO4673545177	D7
Derek Robertshaw	Bankside, The Row, Wellington, Hereford	HR4 8AP	WEX021649	SO4899247870	D7
Discover Parks	Shobdon, Leominster	HR6 9NQ	WEX025246	SO3929662002	D7, U1
Dr A Orr	35 Edgar Street, Hereford	HR4 9JP	WEX030564	SO5070040162	T28
Dr Alison Wood	Fownhope, Hereford	HR1 4PZ	WEX037016	SO5824234472	T28
Dr Alistair Garner	10 Pump Street, Bromyard	HR7 4BZ	WEX143644	SO6542454531	S1, S2, T28
Dr Andrea Johnson	Much Birch, Hereford	HR2 8HT	WEX180145	SO5039230571	S2, T28
Dr Andrew Leeman	Kent Avenue, Ross-On-Wye	HR9 5AH	WEX184839	SO5992523808	D3, D5, S1, S2
Dr Daryl Mohammed	Eardisley Road, Kington	HR5 3EA	WEX084504	SO3028355857	T28
Dr JD Gray	The Surgery, High Street, Leintwardine, Craven Arms	SY7 0LQ	WEX187344	SO4035674654	S1, S2
Dr Judith Johnson	Brockington Road, Bodenham, Hereford	HR1 3LR	WEX075316	SO5440950954	T28
Dr Patricia Dye	Bosbury Road, Cradley, Malvern	WR13 5LT	WEX021834	SO7266546798	T28
Dr Robert Sykes	Staunton-On-Wye, Hereford	HR4 7LT	WEX176639	SO3620545208	S2, T28
Dr Robert Sykes	Gadbridge Road, Weobley, Hereford	HR4 8SN	WEX176610	SO4048051575	S2, T28
Dr Rod Champ	8-9 Closure Place, Peterchurch, Hereford	HR2 0RS	WEX058096	SO3458438404	S1, S2, T28
Dr Rod Champ	The Surgery, Ewyas Harold, Hereford	HR2 0EU	WEX058088	SO3883628560	S1, S2, T28
Dwr Cymru Cyfyngedig	Outfall Works Road, Hereford	HR1 1RY	WEX124828	SO5204538817	T21
Dynamic Construction Ltd	Much Marcle, Ledbury	HR8 2ND	WEX166994	SO6625034135	U1
Edward G Clive	Whitfield House, Whitfield, Hereford	HR2 9BA	WEX028244	SO4214033445	D1, D7, T6, T9, U1, U10, U4, U8
Edward Gillum	North Road, Leominster	HR6 0AB	WEX122847	SO4918660051	S1, S2, T1, T12, T2, T4, T9, T10
Edward Gillum	North Road, Leominster	HR6 0AB	WEX147060	SO4919560055	S1, S2, T1, T9, T10, T12
Edward Smith	Credale, Upper Hill, Leominster	HR6 0JZ	WEX183969	SO4707253038	D7
Eiran Civil Engineering Ltd	No address in database		WEX029109	SO6728255167	S2
FCC Environment Services (UK) Limited	Redhill, Hereford	HR2 8BH	WEX081864	SO5064237741	T1
FlaktGroup UK Ltd	Dolphin House, Moreton Business Park, Moreton-On-Lugg, Hereford	HR4 8DS	WEX147936	SO5014846487	S1
Gary willis	Lower Woodend, Stoke Lacy, Bromyard	HR7 4HQ	WEX102282	SO6181750337	U1
GB Electrical & Building Services Ltd	29-35 Portland Street, Hereford	HR4 9JE	WEX068941	SO5057240197	S2
Gene Clark	KINGSLAND, Leominster	HR6 9QL	WEX166350	SO4444761605	S1, S2, T28
Gene Clark	The Surgery, Millbrook Way, Orleton, Ludlow	SY8 4HW	WEX166355	SO4872967279	S1, S2, T28
Gloucester Demolition Ltd	Beacon View, Mill Lane, Colwall, Malvern	WR13 6EQ	WEX162045	SO7488442074	D7, S2, T6, U1

Organisation Name	Organisation Address	Postcode	Registration No	Grid Reference	Registered Exemptions
H G Clewer Ltd	Westfield Walk, Leominster	HR6 8HD	WEX049884	SO4924258900	T28
H G Clewer Ltd	20 High Street, Leominster	HR6 8LZ	WEX049890	SO4962459052	T28
H.Weston & Sons Ltd	The Bounds, Much Marcle, Ledbury	HR8 2NQ	WEX067877	SO6485233100	T1, T4, U1, U6
Hereford Market Auctioneers Ltd	Roman Road, Hereford	HR4 7AN	WEX062214	SO4752442175	D1, D7, S3
Hereford Quarries Ltd	Upper Lyde Quarry, Off Morton Road, Upper Lyde	HR4 8AF	WEX142911	SO4933944926	U1
Hereford Trade Parts Specialists	Three Mills Trading Estate, Unit B, Old School Lane, Hereford	HR1 1EX	WEX107542	SO5138741821	S2
Howle Hill Nursery Ltd	Waters Edge, Howle Hill, Ross-On-Wye	HR9 5SP	WEX122107	SO6052220427	U1
Jason Davies	24 Cheaton Close, Leominster	HR6 8EW	WEX119338	SO4956659627	S1, S2, T30, T9, U8
Jet Plant Hire Ltd	Manor Farm, Breinton, Hereford	HR4 7PJ	WEX132083	SO4640340421	U1
Jet Plant Hire Ltd	Barons Cross Lodge, Barons Cross Road, Barons Cross, Leominster	HR6 8RS	WEX102910	SO4809758586	U1
Jonathan Maekay-Lewis	Gattertop Manor, Ivington, Leominster	HR6 0JY	WEX024559	SO4814153926	D6, U12
Keith Croft	No address in database		WEX187400	SO3934338467	U1
Keith Powell	The Forge, Cross Keys, Hereford	HR1 3NU	WEX070815	SO5544144493	D7, S1, S2, T6, T9, T12, T19, T6, T9, U1, U4, U5, U9, U13, U14
Keith Woolley	Hambleton Cottage, 2 Evendine Lane, Colwall, Malvern	WR13 6DP	WEX104543	SO7655541065	D7
King Street Surgery	22a King Street, Hereford	HR4 9DA	WEX089235	SO5084139844	T28
Kington Golf Club	Club House, Bradnor, Kington	HR5 3RE	WEX176851	SO2919657749	D7, U1, U8
Leadon Vale Veterinary Centre Ltd	Lower Road Trading Estate, Ledbury	HR8 2DJ	WEX159839	SO7022637518	T28
Leslie James Price	Crabtree Cottage, Hyde Ash, Leominster	HR6 0JR	WEX130462	SO4544755577	D1, D7, U2, U8, U1, U10, U2, U8
Low and Behold Ltd	2 Whittybrook Cottages, Kimbolton, Leominster	HR6 0ET	WEX117002	SO5231760090	S1, S2
M V Kelly Limited	No address in database		WEX145381	SO7054936607	U1
Malcolm Martindale	The Cutting, Bosbury, Ledbury	HR8 1HE	WEX185427	SO6751843940	D7
Marcher Apple Network	No address in database		WEX114005	SO2360741570	D7
Mark Doyle	Little Acre, Newtown, Leominster	HR6 8QD	WEX086572	SO4733757637	D7
Mark Doyle	19 St. Owen Street, Hereford	HR1 2JB	WEX089157	SO5124139922	T28
Matthew Parkin	Dinedor Court, Dinedor, Hereford	HR2 6LG	WEX062646	SO5452836760	U1
Melvin Powell	Vowchurch, Hereford	HR2 0QD	WEX059015	SO3697736501	D7
Michael Hambrey	Fletton House, Walwyn Road, Colwall, Malvern	WR13 6QG	WEX084627	SO7554242534	T28
Michael John Bell	Honeymoon Cottage, Orleton, Ludlow	SY8 4HN	WEX152066	SO4907267069	U1
Michael John Bell	Springfield, Orleton, Ludlow	SY8 4HY	WEX152374	SO4971166591	U1

Organisation Name	Organisation Address	Postcode	Registration No	Grid Reference	Registered Exemptions
National Trust	The Cwmmau, Brilley, Whitney-On-Wye, Hereford	HR3 6JP	WEX121132	SO2766351103	T23, U11, U12
National Trust	Estate Office, Swainshill, Hereford	HR4 7QF	WEX142560	SO4349041954	D7, T23, T6, U12, U13
National Trust	Croft Castle, Croft, Leominster	HR6 9PW	WEX157800	SO4494065456	D7, T6, T9, T23, U3, U11, U12, U14
National Trust	Berrington Hall, Berrington, Leominster	HR6 0DW	WEX152885	SO5093463659	D7, T6, T12, T23, T25, T26, U1, U3, U8, U11, U12, U13, U14
O' Connor Utilites Ltd	Grandstand Business Centre, Unit 2, Faraday Rd, Hereford	HR4 9NS	WEX110892	SO4997441171	S2
O' Connor Utilities Ltd	Lower House Farm, Ledbury Road, Hereford	HR1 1UT	WEX110895	SO5354740395	S2
Park Leisure 200 Ltd	Stanford Bishop, Worcester	WR6 5UB	WEX098286	SO6970252603	D7
Patricia Morgan	Underdown Lodge, Gloucester Road, Ledbury	HR8 2JE	WEX067384	SO7142636960	D1, D7, T6, U10, U8
Pencroft Ltd	6 Tenbury Road, Bromyard	HR7 4HU	WEX110550	SO6531454758	U1
Philip Winney	Coedmore Farm, Allensmore, Hereford	HR2 9AJ	WEX152044	SO4682834534	D1, D7, S1, S2, T14, T6, U1, U8, U10
Phill Meadwell	Church Road, Lyde, Hereford	HR1 3AB	WEX151518	SO5032644038	D7
Polytec Car Styling Bromyard Limited	Porthouse Industrial Estate, Bromyard	HR7 4NS	WEX078867	SO6538655147	S2, T4
Premier Plants Centre Ltd	Three Ashes, Hereford	HR2 8LX	WEX027652	SO5102522794	D4, D7
Quickskip Hereford Limited	Unit 18, Thorn Business Park, Rotherwas, Hereford	HR2 6JT	WEX108976	SO5251938582	S1, S2, T6
Robert Murfin	Brock Hall Cottage, Hamnish, Leominster	HR6 0QS	WEX027187	SO5346858760	U1, U4
Robert Wagner	Green Farm, Hallwood Green, Dymock	GL18 2EE	WEX043662	SO6745333406	D1, D7
Rodericks Dental Limited	Leominster Dental Centre, Dishley Street, Leominster	HR6 8NY	WEX139824	SO4941758934	T28
Rodericks Dental Limited	18 Kyrle Street, Hereford	HR1 2ES	WEX108941	SO5149240142	T28
Ross on Wye Golf Club	GORSLEY, Ross-On-Wye	HR9 7UT	WEX042019	SO6655526338	U1
Stanley House Limited	Stanley House, Bosbury, Ledbury	HR8 1HB	WEX159281	SO6843443220	T28
Stephen Marfell	Hillcrest, Hoovers Lane, Ross-On-Wye	HR9 5TU	WEX054899	SO6472121480	D7
Steve Webb	Unit 3, Thorn Business Park, Rotherwas, Hereford	HR2 6JT	WEX095339	SO5261038392	S1, S2
Stewart Bytheway	Great Hall Drive, Welsh Newton Common, Monmouth	NP25 5RR	WEX032421	SO5151918173	D1, D6, D7
Striking Building Services Limited	Poston Court, Vowchurch, Hereford	HR2 0RJ	WEX146043	SO3598737925	U1
Sun Valley Foods Ltd	The Feed Mill, Tram Inn, Hereford	HR2 9AW	WEX068306	SO4631433647	D1, D4, D7, S1, S2, T1, T4, T5, T6, T9, U8, U10, U12, U13
Taskworthy Limited	Unit 1, Staniers Way, Hereford	HR1 1JT	WEX130903	SO5195241885	T6, U4
Taylor Lane Timber Frame Ltd	Unit 4, Thorn Business Park, Rotherwas, Hereford	HR2 6JT	WEX037534	SO5262038471	U4



Organisation Name	Organisation Address	Postcode	Registration No	Grid Reference	Registered Exemptions
Taylor Lane Timber Frame Ltd	Gatehouse Road, Rotherwas Industrial Estate, Hereford	HR2 6RQ	WEX037547	SO5335737761	U4
Terry Roberts	The Old Nurseries, Whitchurch, Ross-On-Wye	HR9 6DW	WEX173074	SO5410116968	U1
Thomas Panels and Profiles Limited	Unit 5, Southern Avenue, Leominster	HR6 0QF	WEX138863	SO5017358008	T4, U4
Tivoli Group Ltd	Ewyas Harold, Hereford	HR2 0JA	WEX134327	SO4021129344	U1, U11
TRP Polymer Solutions	No address in database		WEX171697	SO5296537968	U1
Valerie Dennett	Fairglen, Norton, Bromyard	HR7 4PB	WEX096818	SO6685455797	D7
Vine Tree Vets IVC	Tree House, Walford Road, Tudorville, Ross-On-Wye	HR9 5RS	WEX133059	SO5949522644	S2, T15, T16, T30
Watkins Contractors Ltd	Gillow Farm, St. Owens Cross, Hereford	HR2 8LE	WEX181123	SO5321725502	D1, D7, T32, T6, U1, U8, U10, U12, U13, U14
Whites Roofing Ltd	Pentwyn, Risbury, Leominster	HR6 0NQ	WEX177390	SO5535654913	D1, D4, D7, T6
Whitewells Farm Cottages Ltd	Whitewells Farm House, Wells Lane, Cradley, Malvern	WR13 5JR	WEX116738	SO7137247570	U4
William James Matthews	Woods Close, Stanford Bishop, Worcester	WR6 5UB	WEX176518	SO6921153080	D7, U8
WSH Logistics Ltd	Orchard Business Park, Bromyard Road, Ledbury	HR8 1LG	WEX135526	SO7047139196	U10
Wye Waste Paper Ltd	Court Y Park, Pixley, Ledbury	HR8 2RW	WEX148803	SO6462539584	S1, S2, T4, T5, U1
Wyevale Nurseries Ltd	Kings Acre Road, Hereford	HR4 7AY	WEX081146	SO4719141933	D7, S1, S2, T23, T24, T25, T6, T9, U10, U11
Zenith Research and Development Ltd	Orde House, Whitchurch, Ross-On-Wye	HR9 6DQ	WEX131444	SO5449417865	U4

Note: Some of the exemptions listed are registered by farms and may be on-farm exemptions, which was not identified at the time of registration.





## Annex G

Assumptions for non-farm exempt activities



**Herefordshire Minerals and Waste Local Plan**

**March 2020**  
HENDECA LTD



## Assumptions for non-farm exempt activities

Code	Explanation	Assumption
D7	Allows organisations such as construction company (during site clearance and landscape gardeners to burn hedge trimmings, branches, etc on a bonfire at the place of production. It does not provide capacity to manage other wastes.	The annual tonnage assumed through each D7 exemption is up to 10 tonnes  Added to C&I waste stream
T1	Cleaning, washing, spraying or coating relevant waste, so that packaging can be reused in its original form. The maximum annual capacities could vary quite significant. Therefore, each facility using a T1 have been assessed using a combination of the companies' websites and satellite images on Google Maps.	Although significant quantities of waste can be handled through T1 exemptions, the assessment of the organisations holding T1 exemptions suggests that the quantities would be limited or are used for handling the organisations own waste (e.g. Western Cider and Sun Valley Foods). Therefore, not considered further.
T2	Recovery of textiles, including the laundering or cleaning waste clothes and textiles to recover them for reuse	The location registered with the T2 exemption is a small scrap metal site, which is unlikely to handle significant quantities of textiles. Therefore, not considered further.
T4	Relates to the baling, sorting, shredding of recyclable materials as preparatory treatment often as part of a transfer process. The maximum annual capacities for different materials can be quite significant. Therefore, each facility using a T4 have been assessed using a combination of the companies' websites and satellite images on Google Maps and UK Grid Reference Finder ( <a href="https://gridreferencefinder.com/">https://gridreferencefinder.com/</a> )	Although significant quantities of waste can be handled through T4 exemptions, the assessment of the organisations holding T4 exemptions suggests that: two of the locations are farms; four are used for handling the organisations own waste (e.g. Western Cider, Polytec Car Styling, Thomas Panels and Profiles and Sun Valley Foods); one is a small scrap metal site. With the only organisation where the exemptions would be considered in the C&I waste estimates and capacity assessment is Wye Waste Paper ( <a href="http://www.wyewaste.co.uk/index.html">http://www.wyewaste.co.uk/index.html</a> ). Assumed tonnage 5,000 tpa
T5	Screening and blending of waste which allows temporary small-scale treatment of wastes to produce an aggregate or a soil	The two organisations with T5 exemptions (Wye Waste Paper and Sun Valley Foods) do not produce aggregate or soil, potential registration error. Therefore, not considered further.
T6	Allows waste wood and waste plant matter to be chipped, shredded, cut or pulverised to make it easier to store and transport, or to convert it into a suitable form for use. The maximum throughput under the exemption is 500 tonnes of plant tissue waste, wood and untreated wooden packaging in any 7-day period.	There are a range of organisations with T6 exemptions: <ul style="list-style-type: none"> <li>- 3 National Trust premises, which are likely to be handling their own waste;</li> <li>- Organisations handling their own waste (e.g. Sun Valley Foods, World of Wood kitchens design and installation (WEX070815), Wyevale Nurseries, Whites Roofing)</li> <li>- 5 farms</li> <li>- Tree surgeons</li> <li>- Interior joinery company</li> </ul>

Code	Explanation	Assumption
		The only company with a T6 exemption which is likely to provide capacity is Quickskip Hereford Ltd, with waste handle under this exemption being capture in their permit returns
T9	Relates to the small-scale recovery of metals only, and the quantity of material is likely to be captured when the material is deposited at larger MRS.	Not considered further as tonnage captured elsewhere
T10	Sorting mixed waste and allows small organisations, such as charities, to sort out separate recyclable packaging wastes so that they can be recovered.	The locations registered under this exemption are a farm and a small scrap metal site, which is unlike to handle signification quantities, and which are likely to be captured when the material is deposited at larger MRS. Therefore, not considered further.
T12	Manual treatment of waste which allows sorting, repairing or refurbishment of a range of waste streams including bicycles, furniture, windows, tools, clothing. Most operations are unlikely to deal with multiple waste types given the waste types and the nature of the exemption. Therefore, throughputs are likely to be limited.	Two of locations registered under this exemption are the same as those registered under exemption T10, which is unlike to handle signification quantities of waste. The others are one of the National Trust sites and the kitchen design and installation company registered under exemption T6. Therefore, not considered further.
T16	Treatment of waste toner cartridges and waste ink cartridges by sorting, dismantling, cleaning or refilling	Whilst this exemption would normally be considered in the C&I waste estimates and capacity assessment, the registered organisation is a Veterinary Practice and is unlikely to be commercially treating toner / ink cartridges but have registered the exemption for their own wastes. Therefore, not considered further.
T19	Physical and chemical treatment of waste edible oil and fat to produce biodiesel	The organisation registered under this exemption is the kitchen design and installation company registered under exemption T6 and T12, which is unlikely to be commercially handling edible oil and fat or handling significant quantities. Therefore, not considered further.
T23	Aerobic composting and associated prior treatment, which allows composting of small volumes of vegetation, cardboard and food wastes to produce a compost that can be spread on land to provide benefit.	Four of the six registered locations are at National Trust properties which are likely to be used to handle organic waste produced on sites. Another is at Wyevale Nurseries which again is likely to be used to handle wastes on-site and final location appears to be a private dwelling. Therefore, none are likely to be providing commercial capacity so not considered in the capacity assessment, but these exemptions (with the exception of the one at the private

Code	Explanation	Assumption
		dwelling) would be considered in the C&I waste arisings with an assumed annual maximum of 250 tonnes per exemption
T25	Anaerobic digestion at premises not used for agriculture and burning of resultant biogas	These exemptions are at the National Trust Berrington Hall sites and Wyevale Nurseries. Therefore, care is needed not to overestimate the quantities of waste handled at these sites. So, the contribution to the C&I waste arisings from these sites has been considered to be that highlighted under exemption T23.
U1	Allows the use of suitable wastes for small scale construction instead of using virgin raw materials. Suitable wastes include: up to 5,000 tonnes of mainly inert materials for general construction; up to 1,000 tonnes of soil; up to 1,000 tonnes of wood chip for paths, bridleways or car parks; and 50,000 tonnes soil, stone and road planings for road construction. This exemption can therefore provide a notable outlet for CD&E wastes and exemption needs to be considered in CD&E waste capacity. Therefore, each facility using a U1 have been assessed using a combination of the companies' websites and satellite images on Google Maps and UK Grid Reference Finder ( <a href="https://gridreferencefinder.com/">https://gridreferencefinder.com/</a> )	The assessment of the organisations holding U1 exemptions suggests: <ul style="list-style-type: none"> <li>- 17 related to domestic/small scales developments (e.g. house building/ renovation, small hardstanding etc) – assumed tonnages 10t to 20t;</li> <li>- 9 related to potential medium scales developments (e.g. at industrial units and larger developments / sites) – assumed tonnages up to 100t;</li> <li>- 5 appear to relate to farm operations (e.g. at a farm or the location was a field) – assumed tonnages up to 100t;</li> <li>- 1 where the use was unclear – assumed tonnages 50t;</li> </ul> <p>Considered in the capacity for CD&amp;E wastes However, it cannot be considered as a guaranteed capacity to manage CD&amp;E wastes.</p>
U4	Relates to the burning of plant tissue waste, wood and untreated wooden packaging in appliances with a net rated thermal input of less than 0.4 megawatts.	The annual tonnage assumed through each U4 exemption is 10 tonnes Added to C&I waste stream
U8	Allows a range of direct uses for waste without treatment, the most relevant being: untreated wood, paper from paper manufacturing and rubber for horse ménages and animal bedding; end of life tyres for weighting cover sheeting on agricultural premises; use of glass for ornamental purposes; and stone/bricks and non-hazardous wood used directly in construction. Varying quantities apply for the different specific uses e.g. use in horse ménages 1,000 tonnes; use in animal bedding 100 tonnes; end of life tyres 40 tonnes, all at any one time.	Of the organisations registered holding U8 exemptions, 4 are farms and the others all have numerous other registered exemptions (e.g. National Trust, Sun Valley Foods, Kington Golf Club), therefore care is needed not to overestimate the tonnage handled at sites with multiple exemptions. A number of the uses relate to one-off uses e.g. use for ornamental purposes with the majority of the quantity limits being between 40 tonnes and 100 tonnes. Therefore, this exemption is considered in the C&I waste estimates, at an assumed annual average of 50 tonnes per exemption  Added to C&I waste stream

Code	Explanation	Assumption
U9	Use of waste to manufacture finished goods	The organisations registered holding U9 exemptions are a farm and the kitchen design and installation company registered under exemption T6, T12 and T19. Therefore, not considered further.
U11	Spreading waste on non-agricultural land to confer benefit	4 of the locations registered are also registered under exemption T6 (chipping and shredding of waste wood and waste plant matter) and/or T23 (aerobic composting) and the use of this exemption is likely to relate to the used of the outputs from those exemptions, so the tonnage has been considered under that exemption. One of the others is farm and the other is the Bromyard Downs Common Association. Therefore, not considered further.
U12	Allows landscapers and farmers to spread mulch as a protective covering onto land around trees, bushes, or plants. The maximum throughput under the exemption is 100 tonnes of untreated wood and plant matter per month	As with exemption U11, the majority of locations are registered under exemption T6 (chipping and shredding of waste wood and waste plant matter) and/or T23 (aerobic composting) and the use of this exemption is likely to relate to the used of the outputs from those exemptions, so the tonnage has been considered under that exemption. Added to C&I waste stream





## Annex H

Tonnages discounted to prevent  
double counting for years 2013 to  
2018



**Herefordshire Minerals and Waste Local Plan**

**March 2020**  
HENDECA LTD



## Tonnages discounted to prevent double counting for years 2013 to 2018

Year	Potential Double Counting
2013	<p>LACW: All waste sent from the Mercia Waste Management facilities to landfill was coded under LoW 20 03 01, however the receiving sites appear to have used LoW code 19 12 12. Therefore, this waste will have already been discounted by the initial Step 2 above</p> <p>15,730 tonnes coded under LoW 20 03 01 deposited at Severn Waste Services' Envirosort MRF, Norton, Worcestershire, which is assumed to be the mixed dry recyclables sent from Mercia Waste Management facilities in Herefordshire.</p> <p>1,870 tonnes of garden waste sent to Bennion's Rose Hill Farm, Gloucestershire from HWRC. Although 1,640 tonnes of scrap metal were removed from the Mercia Waste Management facilities, it has not been possible to identify from the EA WDI which sites may have received the waste.</p> <p>2,860 tonnes of timber sent to Quickskip (Hereford) Transfer Station from HWRC.</p> <p>Waste Transfer Stations: 9,250 tonnes of septic tank sludge received at Eign Waste Treatment Centre and Yaidon Farm is assumed to be from the Marlbrook Farm Transfer Station. This is because all waste removed from Marlbrook Farm is transferred for recovery/treatment to other sites in Herefordshire and Eign Waste Treatment Centre and Yaidon Farm are the only sites in Herefordshire accepting septic tank sludge for treatment.</p> <p>Quickskip (Hereford) Transfer Station record all waste received under LoW code 20 03 01 (mixed municipal waste) with an origin of Herefordshire. Of the waste removed from the site, 9,590 tonnes were removed under LoW code 20 03 01 to other transfer stations in Herefordshire and therefore needs to be discounted to prevent double counting. A further 2,000 tonnes of waste was removed under LoW code 20 03 01 to other transfer stations in Gloucestershire from another Quickskip site on the Rotherwas Industrial Estate, which also needs to be discounted to prevent double counting.</p> <p>Balfour Beatty Living Places sent 1,725 tonnes of waste coded as LoW 20 03 03 to other transfer stations in Herefordshire and therefore needs to be discounted to prevent double counting.</p> <p>Approximately 83% of the waste received at the Eastside Recycling Facility in CD&amp;E waste and has already been discounted by the initial Step 2 above. Of the remainder 3,175 tonnes under LoW code 20 03 01 need to be discounted to prevent double counting.</p>

Year	Potential Double Counting
2014	<p>LACW: 49,720 tonnes coded under LoW 20 03 01 were sent to landfill in Worcestershire from the five Mercia Waste Management facilities in Herefordshire. Herefordshire Council records show it was deposited at Hill and Moor Landfill, however there are no recorded inputs to the Hill and Moor Landfill in the 2014 EA WDI. Whilst this means this tonnage will not be double counted, it does highlight some of the data quality errors with the EA WDI.</p> <p>17,320 tonnes coded under LoW 20 03 01 deposited at Severn Waste Services' Envirosort MRF, Norton, Worcestershire, which is assumed to be the mixed dry recyclables sent from Mercia Waste Management facilities in Herefordshire.</p> <p>4,410 tonnes of garden waste sent to Bennion's Rose Hill Farm, Gloucestershire from HWR.</p> <p>1,700 tonnes of scrap metal sent to Wye Valley Waste's Eastside Recycling Facility from HWRC. Although 3,100 tonnes of timber were sent to Quickskip (Hereford) Transfer Station from HWRC, in 2014 Quickskip recorded timber and wood waste under code 17 02 01. This would have been discounted by the initial Step 2 above.</p> <p>Waste Transfer Stations: 7,820 tonnes of septic tank sludge received at Eign Waste Treatment Centre and Yaidon Farm is assumed to be from the Marlbrook Farm Transfer Station, as all waste removed from Marlbrook Farm is transferred for recovery/treatment at other sites in Herefordshire and Eign Waste Treatment Centre and Yaidon Farm are the only sites accepting septic tank sludge for treatment.</p> <p>Quickskip (Hereford) Transfer Station received 17,190 tonnes of waste under LoW code 20 03 01 (mixed municipal waste) with an origin of Herefordshire. Of the waste removed from the site 2,500 tonnes were removed under LoW code 20 03 01 to sites in Wales, which would not be captured in the EA WDI. The remaining tonnage needs to be discounted to prevent double counting. In addition, Quickskip operate a soil production site at Fir Tree Lane and in the EA WDI 11,000 tonnes were removed from the site to locations in Herefordshire. It is therefore assumed that the material is transferred between the two Quickskip sites and needs to be discounted to prevent the material being counted multiple times.</p> <p>Approximately 83% of the waste received at the Eastside Recycling Facility in CD&amp;E waste and has already been discounted by the initial Step 2 above. Of the remainder 1,000 tonnes were removed under various LoW codes (mainly 20 03 01) to sites in Wales, which would not be captured in the EA WDI. Once LoW Chapter 17 and 19 wastes are discounted only a further 770 tonnes need to be discounted to prevent double counting.</p>

Year	Potential Double Counting
2015	<p>LACW: 8,100 tonnes coded under LoW 20 03 01 deposited at Hill and Moor Landfill.</p> <p>17,670 tonnes coded under LoW 20 03 01 deposited at Severn Waste Services' EnviroSort MRF, Norton, Worcestershire, which is assumed to be the mixed dry recyclables sent from Mercia Waste Management facilities in Herefordshire.</p> <p>3,450 tonnes of garden waste sent to Bennion's Rose Hill Farm, Gloucestershire from HWRC.</p> <p>1,960 tonnes of scrap metal sent to Wye Valley Waste's Eastside Recycling Facility from HWRC.</p> <p>3,130 tonnes of timber sent to Quickskip (Hereford) Transfer Station from HWRC.</p> <p>135 tonnes of fridges/freezers sent to Aqua Force Recycling, Wolverhampton from HWRC.</p> <p>Waste Transfer Stations: 9,040 tonnes of septic tank sludge received at Eign Waste Treatment Centre and Yaidon Farm is assumed to be from the Marlbrook Farm Transfer Station, as all waste removed from Marlbrook Farm is transferred for recovery/treatment at other sites in Herefordshire and Eign Waste Treatment Centre and Yaidon Farm are the only sites accepting septic tank sludge for treatment.</p> <p>Quickskip (Hereford) Transfer Station record all waste received under LoW code 20 03 01 (mixed municipal waste) with an origin of Herefordshire. Of the waste removed from the site 12,750 tonnes were removed under LoW code 20 03 01 to sites in Wales, which would not be captured in the EA WDI. The remaining tonnage needs to be discounted to prevent double counting. In addition, Quickskip operate a soil production site at Fir Tree Lane and in the EA WDI 11,550 tonnes were both accepted and removed from the site to and from locations in Herefordshire. It is therefore assumed that the material is transferred between the two Quickskip sites and needs to be discounted to prevent the material being counted multiple times.</p> <p>All the waste received at Balfour Beatty Living Places was sent to other transfer stations in Herefordshire and therefore needs to be discounted to prevent double counting.</p> <p>Approximately 65% of the waste received at the Eastside Recycling Facility is CD&amp;E waste and has already been discounted by the initial Step 2 above. Of the remainder, 11,000 tonnes were removed under various LoW codes (mainly 20 03 01) to sites in Wales, which would not be captured in the EA WDI. Once LoW Chapter 17 and 19 wastes are discounted only a further 780 tonnes need to be discounted to prevent double counting.</p>

Year	Potential Double Counting
2016	<p>LACW: 4,710 tonnes coded under LoW 20 03 01 deposited at Hill and Moor Landfill.</p> <p>17,610 tonnes coded under LoW 20 03 01 deposited at Severn Waste Services' EnviroSort MRF, Norton, Worcestershire, which is assumed to be the mixed dry recyclables sent from Mercia Waste Management facilities in Herefordshire.</p> <p>8,250 tonnes of garden waste sent to Bennion's Rose Hill Farm, Gloucestershire from HWRC.</p> <p>2,420 tonnes of scrap metal and 6,090 tonnes of rubble sent to Wye Valley Waste's Eastside Recycling Facility from HWRC.</p> <p>315 tonnes of fridges/freezers sent to Aqua Force Recycling, Wolverhampton from HWRC.</p> <p>Waste Transfer Stations: 9,040 tonnes of septic tank sludge received at Eign Waste Treatment Centre and Yaidon Farm is assumed to be from the Marlbrook Farm Transfer Station, as all waste removed from Marlbrook Farm is transferred for recovery/treatment at other sites in Herefordshire and Eign Waste Treatment Centre and Yaidon Farm are the only sites accepting septic tank sludge for treatment.</p> <p>Quickskip (Hereford) Transfer Station record all waste received under LoW code 20 03 01 (mixed municipal waste) with an origin of Herefordshire. Of the waste removed from the site 12,860 tonnes were removed under LoW code 20 03 01 to a site in Doncaster and 970 tonnes were removed under LoW code 20 01 01 to a site in Birmingham. In addition, Quickskip operate a physical treatment facility at Rotherwas Industrial Estate and soil production site at Fir Tree Lane and in the EA WDI these sites receive 9,025 tonnes of waste under LoW code 20 02 02 which assumed to be part of the 16,000 tonnes LoW code 20 02 02 waste removed from Quickskip (Hereford) Transfer Station to locations in Herefordshire. It is therefore assumed that the material is transferred between the three Quickskip sites and needs to be discounted to prevent the material being counted multiple times.</p> <p>All the waste received at Balfour Beatty Living Places was sent to other transfer stations in Herefordshire and therefore needs to be discounted to prevent double counting.</p> <p>Approximately 50% of the waste received at the Eastside Recycling Facility is CD&amp;E waste and has already been discounted by the initial Step 2 above. Of the remainder, the majority is sent to sites in Wales, which would not be captured in the EA WDI. Once LoW Chapter 17 and 19 wastes are discounted only a further 1,090 tonnes need to be discounted to prevent double counting.</p>

Year	Potential Double Counting
2017	<p>LACW: 2,430 tonnes coded under LoW 20 03 01 deposited at Hill and Moor Landfill. Whilst 10,630 tonnes were removed from Herefordshire's Household Waste Sites, 8,100 tonnes were recorded under LoW 19 12 12 at Hill and Moor Landfill from Herefordshire, which is assumed to be the balance of the LACW and has already been discounted under LoW Chapter 19.</p> <p>18,590 tonnes coded under LoW 20 03 01 and 20 tonnes of deposited LoW 20 01 02 at Severn Waste Services' Envirosort MRF, Norton, Worcestershire, which is assumed to be the mixed dry recyclables sent from Mercia Waste Management facilities in Herefordshire and is consistent with the tonnes that were removed from Herefordshire's Household Waste Sites.</p> <p>8,410 tonnes of garden waste sent to Bennion's Rose Hill Farm, Gloucestershire from HWRC. 2,400 tonnes of scrap metal, 5,660 tonnes of rubble and 120 tonnes of cardboard sent to Wye Valley Waste's Eastside Recycling Facility from HWRC. 160 tonnes of fridges/freezers sent to Aqua Force Recycling, Wolverhampton from HWRC. 90 tonnes of WEEE and Metal to Simms in Redditch from HWRC.</p> <p>Waste Transfer Stations: 9,700 tonnes of septic tank sludge received at Eign Waste Treatment Centre and Yaidon Farm which was removed the Marlbrook Farm Transfer Station, as all waste removed from Marlbrook Farm is transferred to other sites in Herefordshire, with Eign Waste Treatment Centre and Yaidon Farm the only sites accepting septic tank sludge.</p> <p>Quickskip (Hereford) Transfer Station record all waste received under LoW code 20 03 01 (mixed municipal waste) with an origin of Herefordshire. Of the waste removed from the site 5,120 tonnes were removed under LoW code 20 03 01 to a site in Doncaster and 790 tonnes were removed under LoW code 20 01 01 to a site in Birmingham. Quickskip operate a physical treatment facility at Rotherwas Industrial Estate and in the WDI these sites receive 9,990 tonnes of waste under LoW code 20 02 02 which are assumed to be part of the 14,840 tones LoW code 20 02 02 waste removed from Quickskip (Hereford) Transfer Station to locations in Herefordshire.</p> <p>All the waste received at Balfour Beatty Living Places was sent to other transfer stations in Herefordshire and therefore needs to be discounted to prevent double counting.</p> <p>Approximately 40% of the waste received at the Eastside Recycling Facility is CD&amp;E waste and has already been discounted by the initial Step 2 above. Of the remainder, the majority is sent to sites in Wales, which would not be captured in the WDI. Once LoW Chapter 17 and 19 wastes are discounted only a further 1,040 tonnes need to be discounted to prevent double counting.</p>

Year	Potential Double Counting
2018	<p>LACW: 3,080 tonnes coded under LoW 20 03 01 deposited at Hill and Moor Landfill. Whilst 10,630 tonnes were removed from Herefordshire's Household Waste Sites, 10,580 tonnes were recorded under LoW 19 12 12 at Hill and Moor Landfill from Herefordshire, which is assumed to be the balance of the LACW and has already been discounted under LoW Chapter 19.</p> <p>19,090 tonnes coded under LoW 20 03 01 and 20 tonnes of deposited LoW 20 01 39 and LoW 20 01 40 at Severn Waste Services' Envirosort MRF, Norton, Worcestershire, which is assumed to be the mixed dry recyclables sent from Mercia Waste Management facilities in Herefordshire and is consistent with the tonnes that were removed from Herefordshire's Household Waste Sites.</p> <p>4,900 tonnes of garden waste sent to Bennion's Rose Hill Farm, Gloucestershire from HWRC. 1,920 tonnes of scrap metal and 5,530 tonnes of rubble (potential coded under LoW 20 02 02, 20 02 03 and 20 03 01) sent to Wye Valley Waste's Eastside Recycling Facility from HWRC. 100 tonnes of WEEE and Metal to Simms in Redditch from HWRC.</p> <p>Waste Transfer Stations: 8,980 tonnes of septic tank sludge received at Yaidon Farm which was removed the Marlbrook Farm Transfer Station, as all waste removed from Marlbrook Farm is transferred to other sites in Herefordshire, with Yaidon Farm the only sites accepting septic tank sludge.</p> <p>Quickskip (Hereford) Transfer Station record all waste received under LoW code 20 03 01 (mixed municipal waste) with an origin of Herefordshire. Of the waste removed from the site 13,770 tonnes were removed under LoW code 20 03 01 to a site in Cardiff so will not be in the EA WDI data and 570 tonnes were removed under LoW code 20 01 01 to a site in Birmingham. Quickskip operate a physical treatment facility at Rotherwas Industrial Estate and in the WDI these sites receive 9,190 tonnes of waste under LoW code 20 02 02 which are assumed to be part of the 12,230 tonnes LoW code 20 02 02 waste removed from Quickskip (Hereford) Transfer Station to locations in Herefordshire.</p> <p>All the waste received at Balfour Beatty Living Places was sent to other transfer stations in Herefordshire and therefore needs to be discounted to prevent double counting.</p> <p>Approximately 50% of the waste received at the Eastside Recycling Facility is CD&amp;E waste or LoW Chapter 19 and has already been discounted by the initial Step 2 above. Of the remainder, the majority is sent to sites in Wales, which would not be captured in the EA WDI. Once LoW Chapter 17 and 19 wastes are discounted only a further 240 tonnes need to be discounted to prevent double counting.</p>





## Annex I

Breakdown of generic hazardous waste management methods by LoW Chapter heading, Herefordshire, 2015 to 2018



**Herefordshire Minerals and Waste Local Plan**

**March 2020**  
HENDECA LTD



## Breakdown of generic hazardous waste management methods by LoW Chapter Heading, Herefordshire, 2015 to 2018 (tonnes)

LoW Chapter	Year	Incineration with energy recovery	Incineration without energy recovery	Landfill	Recovery	Rejected	Transfer prior to disposal	Transfer prior to recovery	Treatment
01: Mining and Minerals	2015							<1	
	2016								
	2017								
	2018								
02: Agricultural and Food Production	2015						<1	3	
	2016		<1				<1		
	2017						4	<1	
	2018		<1				2		
03: Wood and Paper Production	2015						27		
	2016						9		
	2017						<1		
	2018						19		
05: Petroleum, Gas and Coal Processing Wastes	2015								
	2016							<1	
	2017							<1	
	2018						<1	1	
06: Inorganic Chemical Processes	2015						3	85	
	2016						4	15	76
	2017						4	2	<1
	2018						4	2	
07: Organic Chemical Processes	2015							1	
	2016							1	

LoW Chapter	Year	Incineration with energy recovery	Incineration without energy recovery	Landfill	Recovery	Rejected	Transfer prior to disposal	Transfer prior to recovery	Treatment
	2017								
	2018				<1				
08: MFSU Paints, Varnish, Adhesive and Inks	2015				492		86	86	<1
	2016		14	7	415		51	101	<1
	2017			114	399		43	99	1
	2018			90	525		35	133	
09: Photographic Industry	2015				5		1	1	
	2016				2		2	1	
	2017				2		<1		
	2018				2		<1		
10: Thermal Process Waste (inorganic)	2015						1		
	2016						5	<1	<1
	2017						2		<1
	2018						1		2
11: Metal Treatment and Coating Processes	2015				314	7	97	221	681
	2016				430		15	142	797
	2017				402		21	103	893
	2018				375		15	120	1,068
12: Shaping/Treatment of Metals and Plastics	2015		25		2		12	8	30
	2016						100	5	52
	2017				7		79	9	
	2018				2		54	5	21
13: Oil and Oil/Water Mixtures	2015				888		169	524	128
	2016				1,078	2	118	529	194
	2017				1,217		116	247	210
	2018				1,321		45	331	343

LoW Chapter	Year	Incineration with energy recovery	Incineration without energy recovery	Landfill	Recovery	Rejected	Transfer prior to disposal	Transfer prior to recovery	Treatment
14: Solvents	2015				3		1	35	21
	2016				5		15	39	
	2017				<1		35	79	
	2018						18	93	
15: Packaging, Cloths, Filter Materials	2015		<1	<1	14		134	162	14
	2016				14		67	127	8
	2017	28			17		69	125	24
	2018	37	<1		14		52	113	25
16: Not Otherwise Specified	2015		<1	20	587		45	319	44
	2016		<1	27	1,287		114	151	1
	2017		2	21	3,691	2	91	551	6
	2018			28	4,377	110	79	459	30
17: CD&E waste and Asbestos	2015	16	6	1,124	103		29	1	3,232
	2016	18		720	18		109	5	6
	2017	8		479	87		223	3	
	2018	27		466	136		353	1,058	
18: Healthcare	2015	<1	47		1		83	4	295
	2016		24		<1		78	3	308
	2017		19		11		103	5	269
	2018	5	8		15		109	5	201
19: Waste/Water Treatment Industry	2015								10
	2016			63				0.1	10
	2017				2			0.2	9
	2018				7				
20: Municipal Wastes	2015			<1	273		8	34	1
	2016				316		3	24	<1

LoW Chapter	Year	Incineration with energy recovery	Incineration without energy recovery	Landfill	Recovery	Rejected	Transfer prior to disposal	Transfer prior to recovery	Treatment
	2017				235		5	36	12
	2018				262		14	31	<1
<b>Total</b>	<b>2015</b>	<b>17</b>	<b>78</b>	<b>1,145</b>	<b>2,681</b>	<b>7</b>	<b>696</b>	<b>1,484</b>	<b>4,458</b>
	<b>2016</b>	<b>18</b>	<b>38</b>	<b>817</b>	<b>3,564</b>	<b>2</b>	<b>691</b>	<b>1,145</b>	<b>1,451</b>
	<b>2017</b>	<b>36</b>	<b>21</b>	<b>614</b>	<b>6,070</b>	<b>2</b>	<b>797</b>	<b>1,259</b>	<b>1,425</b>
	<b>2018</b>	<b>69</b>	<b>8</b>	<b>584</b>	<b>7,036</b>	<b>110</b>	<b>801</b>	<b>2,351</b>	<b>1,690</b>



## Annex J

Figure 3.3, Figure 3.4 and Figure 3.5

The contents of this annex are designed to be printed at A3



**Herefordshire Minerals and Waste Local Plan**

# Herefordshire Minerals and Waste Local Plan

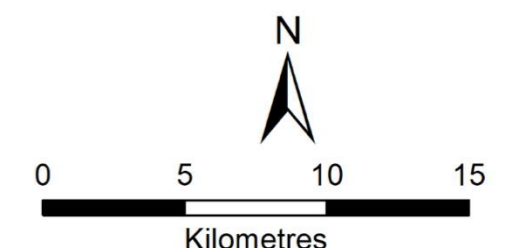
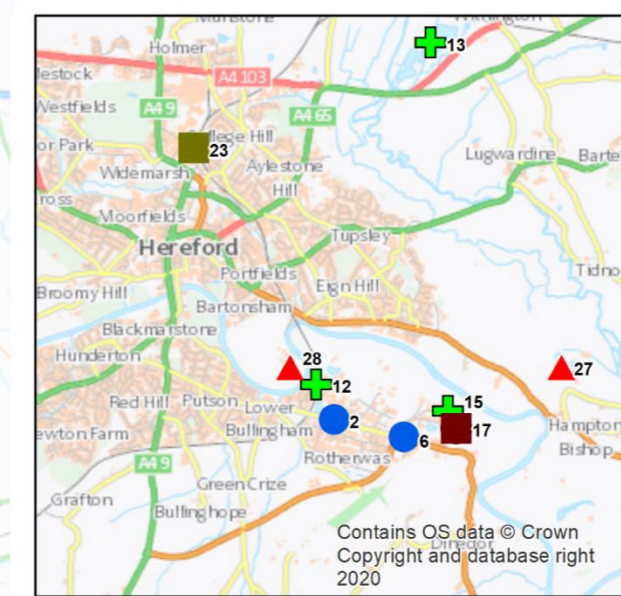
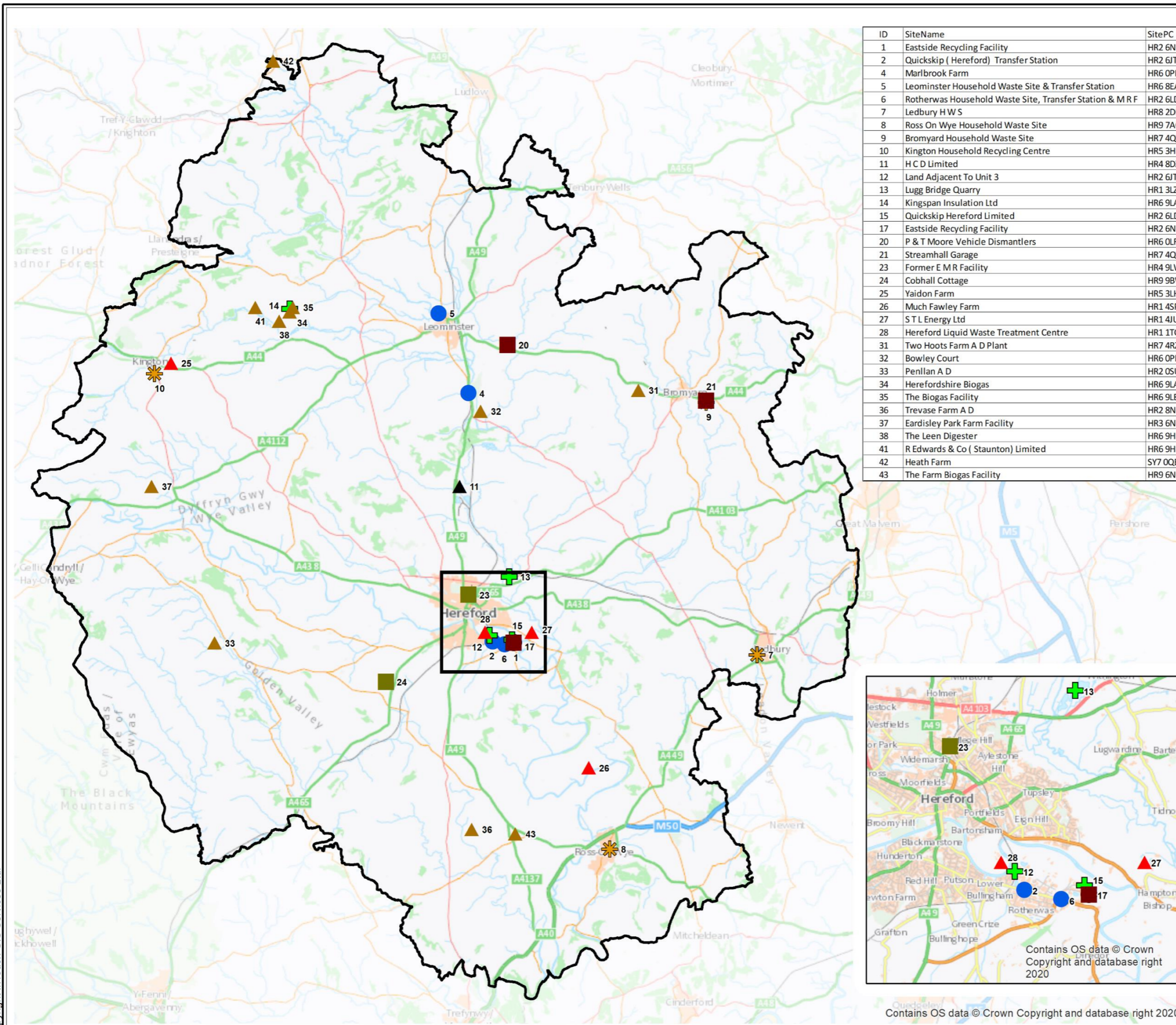
**Figure 3.3  
Herefordshire Waste Facilities, 2018**

ID	SiteName	SitePC
1	Eastside Recycling Facility	HR2 6NS
2	Quickskip ( Hereford) Transfer Station	HR2 6JT
4	Marlbrook Farm	HR6 0PE
5	Leominster Household Waste Site & Transfer Station	HR6 8EA
6	Rotherwas Household Waste Site, Transfer Station & MRF	HR2 6LD
7	Ledbury H W S	HR8 2DP
8	Ross On Wye Household Waste Site	HR9 7AQ
9	Bromyard Household Waste Site	HR7 4QT
10	Kington Household Recycling Centre	HR5 3HB
11	H C D Limited	HR4 8DZ
12	Land Adjacent To Unit 3	HR2 6JT
13	Lugg Bridge Quarry	HR1 3LZ
14	Kingspan Insulation Ltd	HR6 9LA
15	Quickskip Hereford Limited	HR2 6LD
17	Eastside Recycling Facility	HR2 6NS
20	P & T Moore Vehicle Dismantlers	HR6 0LR
21	Streamhall Garage	HR7 4QT
23	Former E MR Facility	HR4 9LW
24	Cobhall Cottage	HR9 9BW
25	Yaidon Farm	HR5 3LH
26	Much Fawley Farm	HR1 4SP
27	S T L Energy Ltd	HR1 4IU
28	Hereford Liquid Waste Treatment Centre	HR1 1TG
31	Two Hoots Farm A D Plant	HR7 4RZ
32	Bowley Court	HR6 0PL
33	Penllan A D	HR2 0SU
34	Herefordshire Biogas	HR6 9LA
35	The Biogas Facility	HR6 9LB
36	Trevase Farm A D	HR2 8ND
37	Eardisley Park Farm Facility	HR3 6NT
38	The Leen Digester	HR6 9HN
41	R Edwards & Co ( Staunton) Limited	HR6 9HR
42	Heath Farm	SY7 0QB
43	The Farm Biogas Facility	HR9 6NB

## Legend

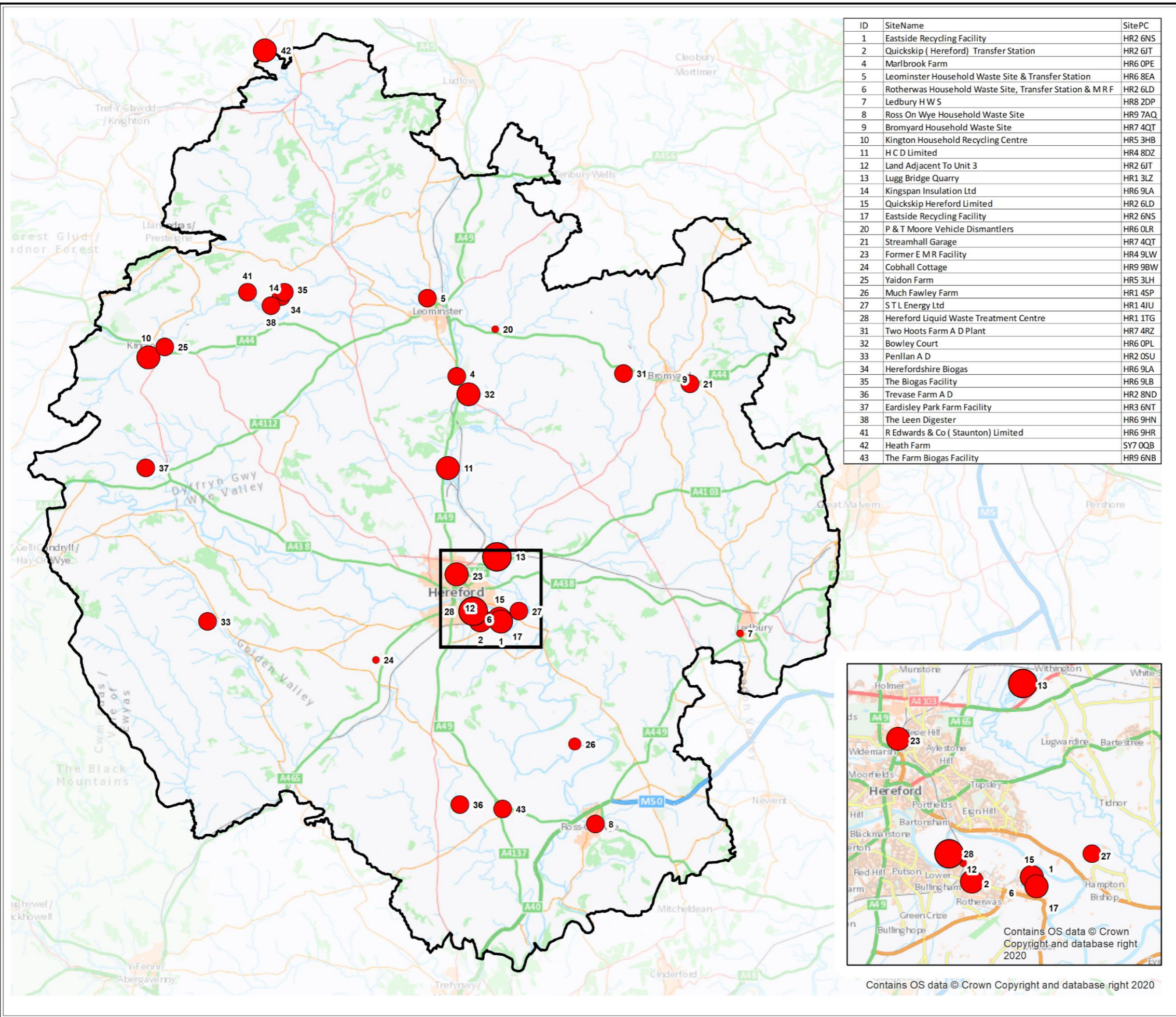
### Waste Facility Type

- ▲ Anaerobic Digestion (Farm Waste)
- ▲ Biological Treatment
- ✱ CA Site
- Non-Haz Waste Transfer
- Non-Haz Waste Transfer / Treatment
- + Physical Treatment
- Car Breaker
- Metal Recycling
- ⊗ Haz Waste Transfer
- ▲ Material Recycling Facility
- Herefordshire County Boundary



SCALE 1:250,000 @ A3 DATE 05/01/2021





ID	SiteName	SitePC
1	Eastside Recycling Facility	HR2 6NS
2	Quickskip ( Hereford) Transfer Station	HR2 6JT
4	Marlbrook Farm	HR6 OPE
5	Leominster Household Waste Site & Transfer Station	HR6 8EA
6	Rotherwas Household Waste Site, Transfer Station & M R F	HR2 6LD
7	Ledbury H W S	HR8 2DP
8	Ross On Wye Household Waste Site	HR9 7AQ
9	Bromyard Household Waste Site	HR7 4QT
10	Kington Household Recycling Centre	HR5 3HB
11	H C D Limited	HR4 8DZ
12	Land Adjacent To Unit 3	HR2 6JT
13	Lugg Bridge Quarry	HR1 3LZ
14	Kingspan Insulation Ltd	HR6 9LA
15	Quickskip Hereford Limited	HR2 6LD
17	Eastside Recycling Facility	HR2 6NS
20	P & T Moore Vehicle Dismantlers	HR6 0LR
21	Streamhall Garage	HR7 4QT
23	Former E M R Facility	HR4 9LW
24	Cobhall Cottage	HR9 9BW
25	Yaidon Farm	HR5 3LH
26	Much Fawley Farm	HR1 4SP
27	S T L Energy Ltd	HR1 4JU
28	Hereford Liquid Waste Treatment Centre	HR1 1TG
31	Two Hoots Farm A D Plant	HR7 4RZ
32	Bowley Court	HR6 0PL
33	Penllan A D	HR2 0SU
34	Herefordshire Biogas	HR6 9LA
35	The Biogas Facility	HR6 9LB
36	Trevase Farm A D	HR2 8ND
37	Eardisley Park Farm Facility	HR3 6NT
38	The Leen Digester	HR6 9HN
41	R Edwards & Co ( Staunton) Limited	HR6 9HR
42	Heath Farm	SY7 0QB
43	The Farm Biogas Facility	HR9 6NB

## Herefordshire Minerals and Waste Local Plan

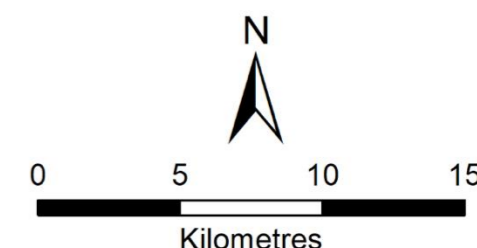
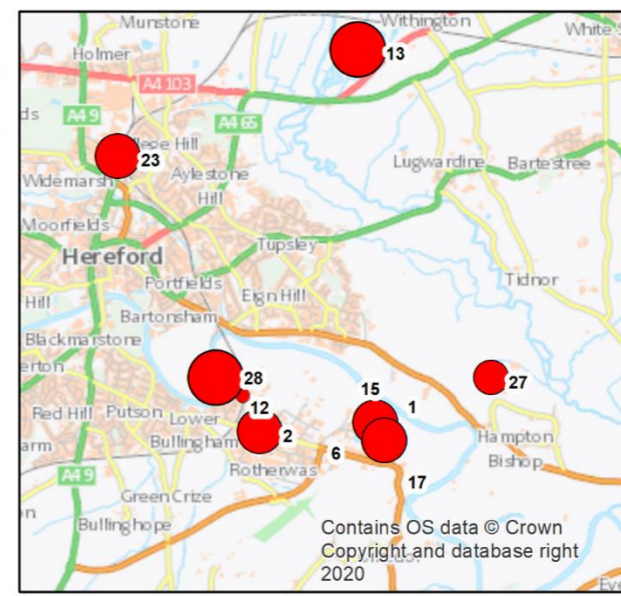
**Figure 3.4**  
Herefordshire waste facilities by EP capacity, 2018

**Legend**

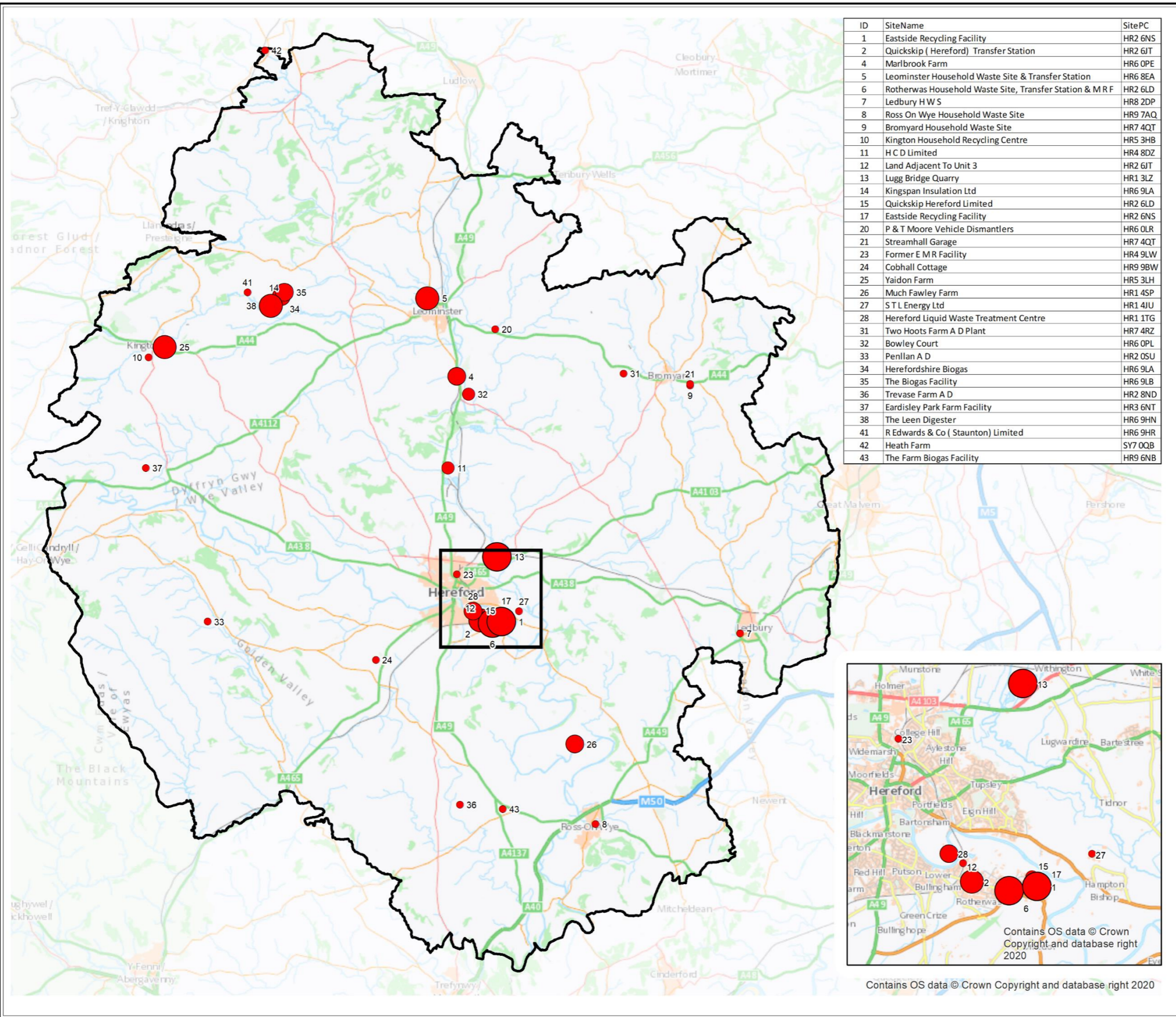
**Annual Capacity Tonnes**

- < 10,000
- 10,001 - 20,000
- 20,001 - 50,000
- 50,001 - 100,000
- 100,001 - 250,000

Herefordshire County Boundary



SCALE 1:250,000 @ A3 DATE 05/01/2021



## Herefordshire Minerals and Waste Local Plan

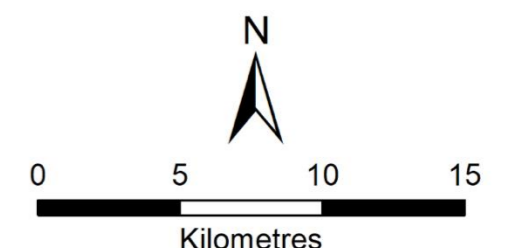
**Figure 3.5**  
Herefordshire waste facilities by input tonnes, 2018

### Legend

#### Site Input 2018 (Tonnes)

- < 5,000
- 5,001 - 10,000
- 10,001 - 20,000
- 20,001 - 40,000
- > 40,000

Herefordshire County Boundary



SCALE: 1:250,000 @ A3  
DATE: 05/01/2021